

Home Learning Plan – Year 3



Dear Parents/Carers,

On the following pages you will find a table outlining daily activities for your child to complete. Please complete all written work in books or on worksheets provided. Suitable book standards should still be maintained e.g.: only using lead pencil unless otherwise stated. This work will be marked upon returning to school.

Children should do 30 minutes of physical activity daily. Ideas for getting moving might be kick a ball, bounce on the trampoline, make up a dance and perform it for a partner or pet, shoot some hoops.

Some relevant websites to access over this period include:

www.mathletics.com

<https://readingeggspress.com.au>

<https://classroommagazines.scholastic.com/support/learnathome.html>

Please remember to ask your parents to help you set up the YouTube clips.

Home Learning Plan – Year 3 Term 4, Week 2

	Monday	Tuesday	Wednesday	Thursday	Friday
Morning	<p>English</p> <p>Reading Choose a novel for the week. Spend 30 minutes reading (including 10 minutes of reading aloud).</p> <p>Spelling – LCSWC Write weekly spelling words into the grid. Learn.</p> <p>Write your words in alphabetical order.</p> <p>Reading https://www.youtube.com/watch?v=WLZWyasxaI8</p> <p>Listen to this story called ‘How I met my monster’ and answer these questions in <u>full sentences</u>.</p> <p>1. What was the boy playing with at the beginning of the</p>	<p>English</p> <p>Reading 30 minutes of reading (including 10 minutes of aloud reading).</p> <p>Spelling – LSCWC <u>Spelling – LCSWC</u> – Write weekly spelling words into the grid. Learn.</p> <p><u>Spelling activity</u> Use a dictionary to look up the meaning of 5 of your spelling list words.</p> <p>Writing <u>Sizzling starts</u> Using your spelling words, write a sizzling start about one of these topics.</p> <p>-You are a pirate who has been thrown overboard.</p>	<p>English</p> <p>Reading 30 minutes of reading (including 10 minutes of aloud reading).</p> <p>Spelling – LSCWC <u>Spelling – LCSWC</u> – Write weekly spelling words into the grid. Learn.</p> <p><u>Spelling activities</u> Identify a spelling rule in your spelling list words. Write down a list of other words that also follow this same rule.</p> <p>Handwriting Focus on neat handwriting. Remember to use the correct spacing for body letters (e), body and head letters (f), body and tail letters (g).</p> <p>Remember to keep spacing</p>	<p>English</p> <p>Reading 30 minutes of reading (including 10 minutes of reading aloud).</p> <p>Spelling – LSCWC <u>Spelling – LCSWC</u> – Write weekly spelling words into the grid. Learn</p> <p><u>Spelling activities</u> Write x5 sentences using as many of your spelling words as you can.</p> <p>Writing https://www.youtube.com/watch?v=FN2RM-CHkul</p> <p>Watch this video on how they make a peanut butter and jelly sandwich. After watching, write out how the</p>	<p>English</p> <p>Reading Book summary: write a short summary of what you read this week in your novel.</p> <p>Log on to reading eggspress and complete your next activity/lesson. https://readingeggspress.com.au</p> <p>Spelling Test Ask an adult to test you on your weekly spelling list and dictation. Record on testing sheet. Check the correct spelling together.</p> <p>Writing Think about yesterday’s peanut butter and jelly sandwich video. Now you need to try and write instructions about how to make your breakfast! For example: if you made toast</p>

	<p>story?</p> <p>2. Who did the boy think left the note?</p> <p>3. What was Mr Z's job?</p> <p>4. Why did Red Abigail get sent home?</p> <p>5. Who was the perfect monster for the boy? Why? Draw your own monster that you might like to have.</p>	<p>-You have just discovered a suitcase full of money.</p> <p>-Your brother/sister starts growing spaghetti for hair.</p> <p>Grammar See the attached worksheet for grammar. You will need to find adjectives, nouns and verbs in the text.</p>	<p>consistent throughout your sentences.</p> <p>Write out the following sentences:</p> <ol style="list-style-type: none"> 1. The lazy children needed to stretch before playing soccer on Saturday. 2. The family had to ride quickly in the windy weather so they could see the sunset. 3. Driving through the city with determination can cause adrenaline. 	<p>instructions should have been written so the reader can make the sandwich easily the first time.</p>	<p>with vegemite, you need to write the steps on how to make vegemite toast. When you finish, give your instructions to a parent or sibling, and see if they can make your breakfast. Did all your instructions make sense? Was there anything you missed?</p>
Break	Break	Break	Break	Break	
Middle	<p>Mathematics Fractions and Decimals</p> <p>See attached worksheet</p> <p>Work through 2,5,10 times tables.</p> <p>Visit Mathletics website and complete assigned tasks or explore rainforest maths: https://www.mathletics.com/au/</p>	<p>Mathematics Fractions and Decimals</p> <p>See attached worksheet</p> <p>Work through 3,4,6 times tables.</p>	<p>Mathematics Fractions and Decimals</p> <p>See attached worksheet</p> <p>Visit Mathletics website and complete assigned tasks or explore rainforest maths: https://www.mathletics.com/au/</p>	<p>Mathematics Fractions and Decimals</p> <p>See attached worksheet</p> <p>PDHPE Safety</p> <p>You are going to design a new safety feature for students/schools. It can be a new high tech traffic light with sensors, it could be a</p>	<p>Mathematics</p> <p>MATHSBURST POWERPOINT</p> <p>View the Mathsburst PowerPoint on Triangular and Rectangular number and answer the questions.</p> <p>Multiplication</p> <p>Work through the crazy boxes activity sheet attached.</p> <p>Visit Mathletics website and complete assigned tasks or</p>

				new helmet design. You will need to draw and label your new invention.	explore rainforest maths: https://www.mathletics.com/au/
Break	Break	Break	Break	Break	
Afternoon	<p>Art</p> <p>As Halloween is approaching, your art for today is drawing and decorating a haunted house.</p> <p>Try and get creative and use some materials around instead of just colouring.</p> <p>You can use this video to help you or you can design your own: https://www.youtube.com/watch?v=_jsCyY0xCfA</p>	<p>PDHPE</p> <p>For PE today you can try this Halloween cosmic kids yoga.</p> <p>https://www.youtube.com/watch?v=ArOzn2dtDdA</p>	<p>Music Lesson</p> <p>Please see the school website for: Home Learning Plan – Music Year 3 Term 4 Week 2.</p> <p>Indonesian</p> <p>Please see the school website for: Home Learning Plan – Indonesian Year 3 Term 4 Week 2.</p>	<p>Science and Technology Day and Night</p> <p>Use the chart provided to make a list of all the things you know about night time and all the things you know about daytime.</p>	<p>Library Lesson</p> <p>Please see the school website for: Home Learning Plan – Library Year 3 Term 4 Week 2.</p>

ar 3 Spelling program - Term 4 2021

Spelling rule/sound: 'y' endings

Day, boy, key - because there is a vowel before the 'y' we just add 's' to form plurals.

Baby, lady, country - because the letter before the 'y' is not a vowel we must first change the 'y' to 'i' before we can add the plural ending es ~ babies, ladies, countries

We change the y to i before adding the plural ending, unless the letter before the y is a vowel.

<i>Week 2</i>	<i>Group 1</i>	<i>Group 2</i>	<i>Group 3</i>
Core Words	Saturday Thursday February September	Saturday Thursday February September	Saturday Thursday February September
Spelling rule	across bought brought children city baby pretty hurry	stretch across bought brought children lazy windy study jelly jellies carrying	stretch bought brought children variety varieties family families immediately technology compliment determination absolute adrenaline (N.C) necessary (N.C)

Wow word: stretch

Spelling bee ~ compliment, determination, absolute

Dictation:

1. On Saturday I could hear the baby crying in the city. (Groups 1, 2 & 3)
2. The children were carrying the jelly to school on a cold and windy Thursday in February. (Groups 2 & 3)
3. I immediately brought the families the technology they needed in September with absolute determination. (Group 3)

Year 3 Learning Plan Week 2

Monday



Reading

Choose a novel for the week. Spend 30 minutes reading with 10 minutes out loud.

What genre is your book? _____

Spelling

Spelling – LCSWC – write your weekly spelling words into the grid.

Write your list in alphabetical order.

1.	11.
2.	12.
3.	13.
4.	14.
5.	15.
6.	16.
7.	17.
8.	18.
9.	19.
10.	20.

Reading Task

Follow the link below listen to this story called 'How I met my monster' and answer these questions in full sentences.

<https://www.youtube.com/watch?v=WLZWyasxaI8>

1. What was the boy playing with at the beginning of the story?

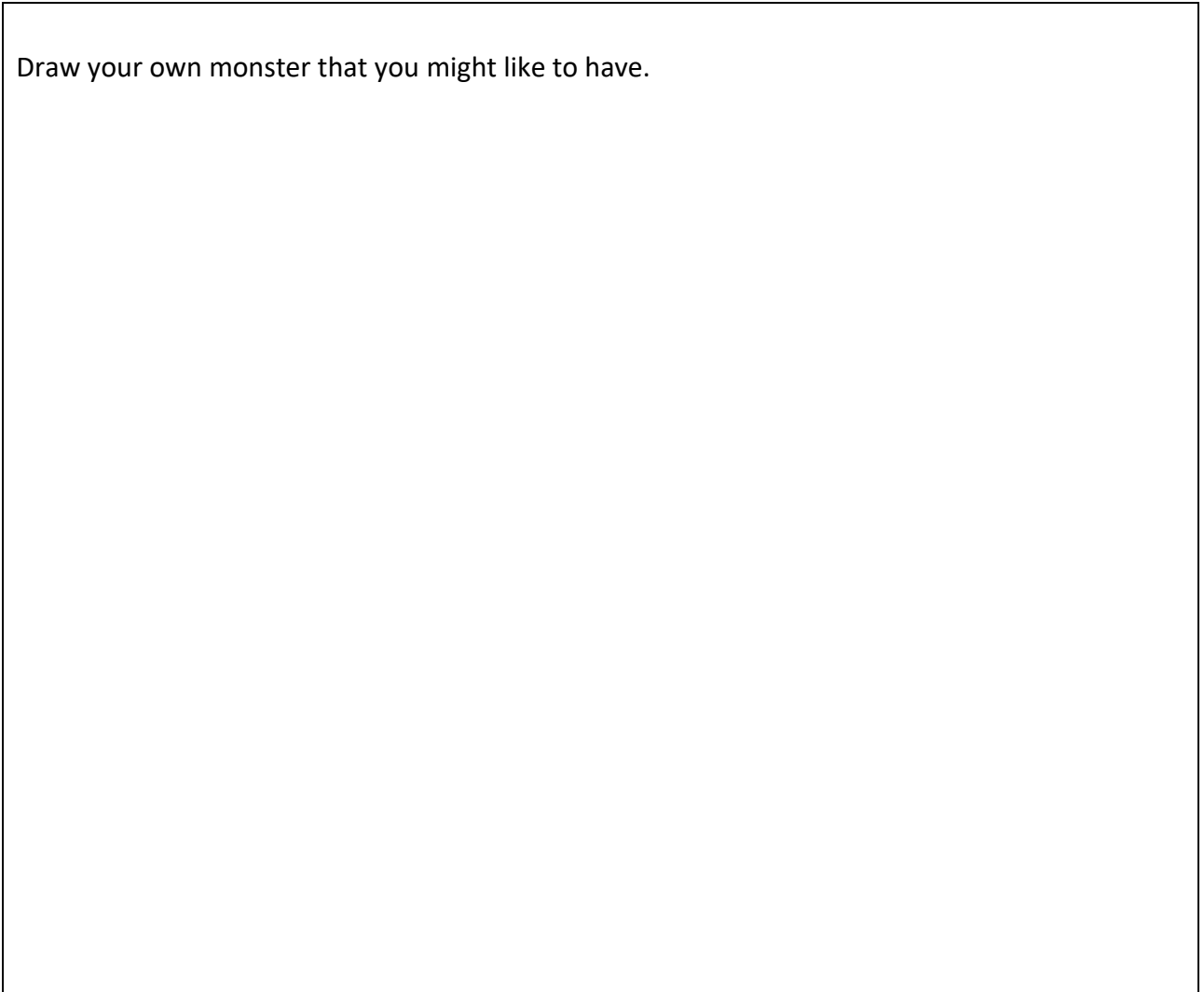
2. Who did the boy think left the note?

3. What was Mr Z's job?

4. Why did Red Abigail get sent home?

5. Who was the perfect monster for the boy? Why?

Draw your own monster that you might like to have.



Maths - Fractions

Fractions of Collections - Worksheet



Name: _____



Date: _____

1. Draw a bunch of flowers and colour $\frac{1}{3}$ of them orange.

2. Draw a group of faces. Make sure $\frac{3}{4}$ of them have long hair.

3. Draw a school of fish. $\frac{1}{5}$ of the fish should have spots.

4. Circle the group that shows $\frac{3}{8}$.



5. Circle the group that shows $\frac{2}{4}$.



Maths

Complete these times tables grids. Time yourself and see how quickly you can get it done!

1 x 2 =	1 x 5 =	1 x 10 =
2 x 2 =	2 x 5 =	2 x 10 =
3 x 2 =	3 x 5 =	3 x 10 =
4 x 2 =	4 x 5 =	4 x 10 =
5 x 2 =	5 x 5 =	5 x 10 =
6 x 2 =	6 x 5 =	6 x 10 =
7 x 2 =	7 x 5 =	7 x 10 =
8 x 2 =	8 x 5 =	8 x 10 =
9 x 2 =	9 x 5 =	9 x 10 =
10 x 2 =	10 x 5 =	10 x 10 =
11 x 2 =	11 x 5 =	11 x 10 =
12 x 2 =	12 x 5 =	12 x 10 =

Time: _____

Visit Mathletics website and complete assigned tasks or explore rainforest maths:

<https://www.mathletics.com/au/>

Art

As Halloween is approaching, your art for today is drawing and decorating a haunted house. Try and get creative and use some materials around instead of just colouring. You can use this video to help, or you can design your own. <https://www.youtube.com/watch?v= jsCyY0xCfA>

Tuesday



Reading

30 minutes of reading (including 10 minutes of aloud reading).

Book Title: _____

Author and Illustrators: _____

Spelling

Spelling – LCSWC – Complete your Tuesday weekly spelling words into the grid.

Use a dictionary to look up the meaning of 5 of your spelling list words.

1.
2.
3.
4.
5.

Spelling: What is your favourite word on your list this week and why?

Writing - Sizzling starts

Using your spelling words, write a sizzling start about one of these topics.



1. You are a pirate who has been thrown overboard.
2. You have just discovered a suitcase full of money.
3. Your brother/sister starts growing spaghetti for hair.

Remember: Sizzling Starts are short, sharp, and exciting! They only need to be 3-4 sentences long. It is the job of a Sizzling Start to grab the reader’s attention and make them want to keep reading!

Topic choice: _____

PDHPE

For PE today you can try this Halloween themed cosmic kids’ yoga! This task is good for mindfulness and relaxation. Find a quiet place with some space on the floor for you to sit and follow the steps.

<https://www.youtube.com/watch?v=ArOzn2dtDdA>

Grammar

Find the adjectives, nouns and verbs in the text.

Identifying Descriptive Language – Nouns, Pronouns and Proper Nouns

- Common nouns are the names of people, places or things.
Underline the common nouns in **blue**.
- Personal pronouns are words that replace the names of people and things.
Underline the pronouns in **green**.
- Proper nouns name specific people, places or things.
Underline the proper nouns in **pink**.

My Friend George

It was a warm, sunny Sunday afternoon when I first met George. I was at the Central Park Zoo with my parents. We were looking at the giraffe enclosure.

George was sitting on a bench all by himself. I watched him for a while and saw that he looked quite sad. He was wearing a shirt with a map of Australia on the front and a koala on the back. In his hand was a stuffed toy that looked like it might have been a Komodo Dragon. I had seen them for sale in the gift shop as we entered the zoo.

I was worried about him sitting there all by himself, so I went over and introduced myself. His face lit up when I sat next to him, and he told me that he had lost his brother Mike somewhere in the zoo. I assured George that I would help him find Mike, and we set off on our adventure.

We went past the penguin exhibition, down through the butterfly sanctuary and back up around the reptile enclosure. George was suddenly shouting and pointing; he could see Mike! We ran over, and Mike was so relieved to see us. He was very sorry for wandering off. George thanked me very much for helping find his brother.

George and I decided we would stay friends from that moment on, and we have kept in touch ever since!

	Tally
Nouns	
Pronouns	
Proper nouns	

Maths

Fractions - Questions

Name _____

Date _____

Counting by Fractions

① This kangaroo jumps in halves. Show where the kangaroo lands each time.



② This kangaroo jumps in quarters. Show where the kangaroo lands each time.



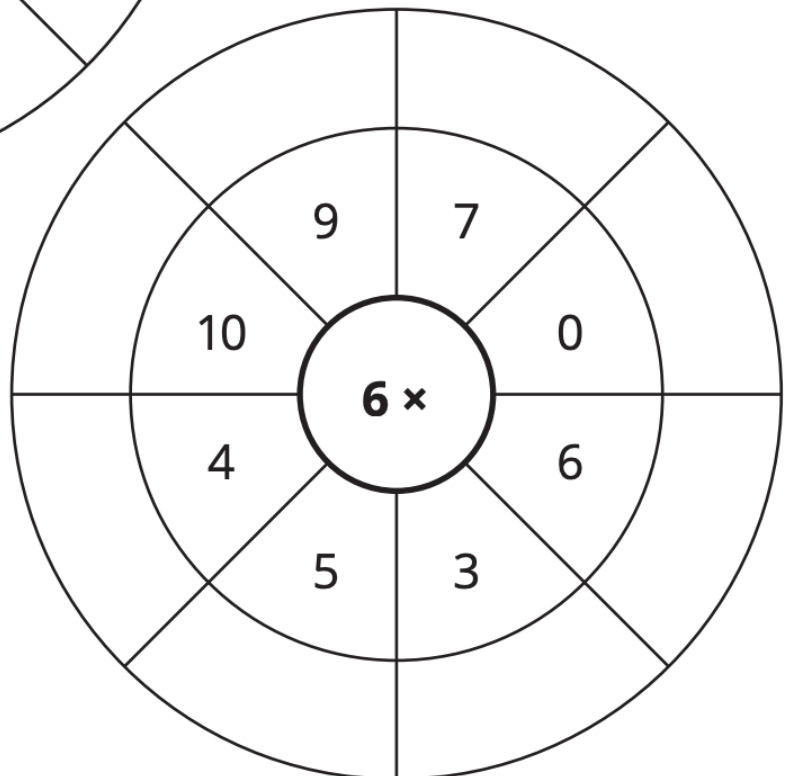
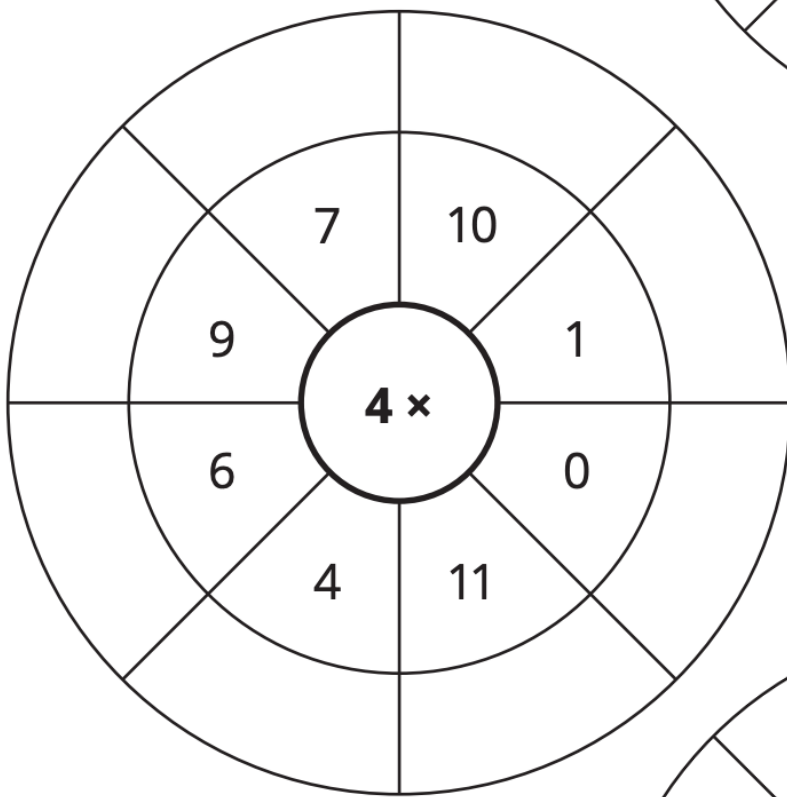
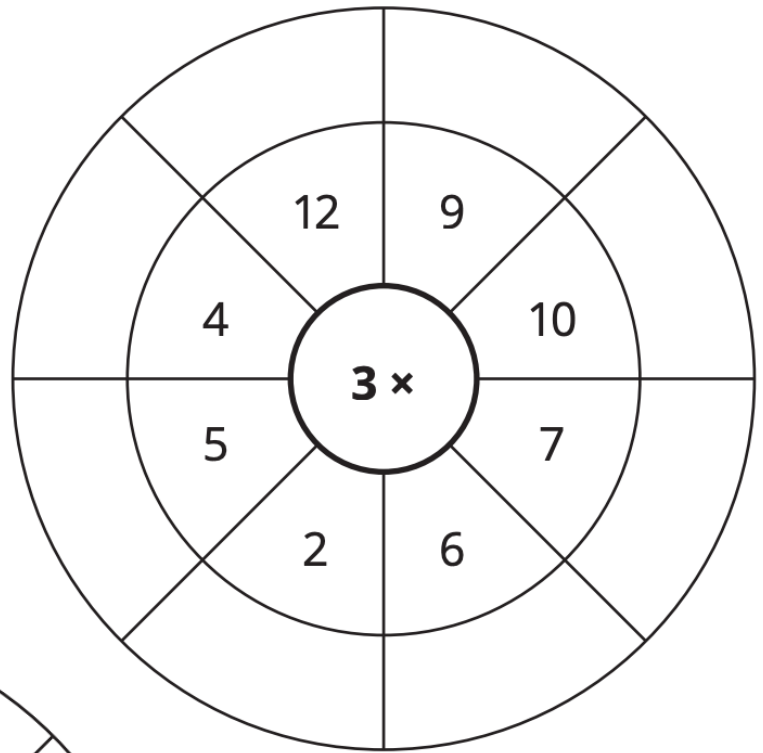
③ This kangaroo jumps in thirds. Show where the kangaroo lands each time.



④ This kangaroo jumps in sixths. Show where the kangaroo lands each time.



Maths – times tables



Year 3 Learning Plan Week 2

Wednesday

Reading

Read your novel for 30 minutes. (Please read out loud for at least 10 minutes)

The title of the book: _____

Write a brief a summary of what you read:

Illustrate a scene from you book:



Spelling

Spelling – LSCWC – complete your Wednesday spelling words on the grid.

Write down a list of other words that follow the “y ending” rule.

_____	_____
_____	_____
_____	_____
_____	_____
_____	_____
_____	_____
_____	_____
_____	_____
_____	_____
_____	_____

Handwriting

Focus on neat handwriting. Remember to use the correct spacing for body letters (e), body and head letters (f), body and tail letters (g).

Remember to keep spacing consistent throughout your sentences.

Using your best handwriting, write out the following sentences **on the handwriting sheet**:

1. The lazy children needed to stretch before playing soccer on Saturday.
2. The family had to ride quickly in the windy weather so they could see the sunset.
3. Driving through the city with determination can cause adrenaline.



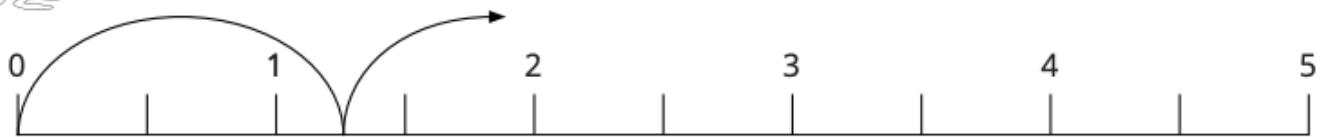
Maths

Learning Intention: Be able to count by fractions on a number line.

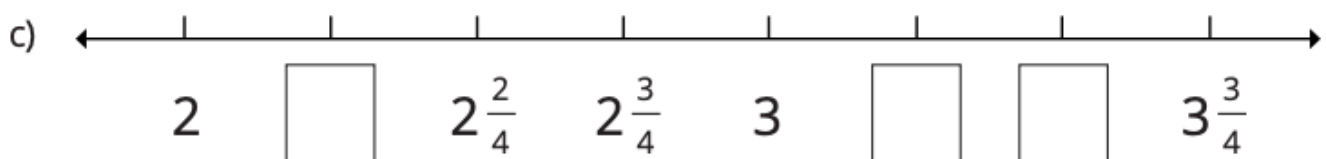
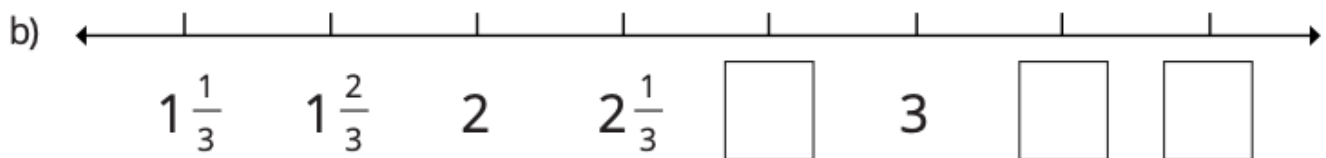
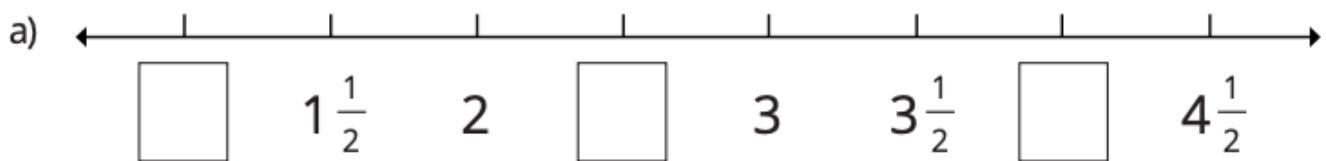
- ⑤ This kangaroo jumps from 0 to $1\frac{1}{2}$. It continues this pattern. Show where the kangaroo lands each time.



- ⑥ This kangaroo jumps from 0 to $1\frac{1}{4}$. It continues this pattern. Show where the kangaroo lands each time.



- ⑦ Add in the missing fractions to complete these number lines.



Maths

Visit Mathletics website and complete assigned tasks or explore rainforest maths:

<https://www.mathletics.com/au/>

Music Lesson

Please see the school website for:

Home Learning Plan – Music Year 3 Week 2

Indonesian

Please see the school website for:

Home Learning Plan – Indonesian Year 3 Week 2

Year 3 Learning Plan Week 2

Thursday

Reading

Continue reading your novel for this week for 30 minutes.

Spelling

Complete your Thursday LSCWC.

Write 5 sentences below using as many spelling words as you can from your list.

1.

2.

3.

4.

5.

Writing

<https://www.youtube.com/watch?v=FN2RM-CHkuI>

Watch this video on how they make a peanut butter and jelly sandwich. After watching, write out how the instructions **should** have been written so the reader can make the sandwich easily the first time.

Maths

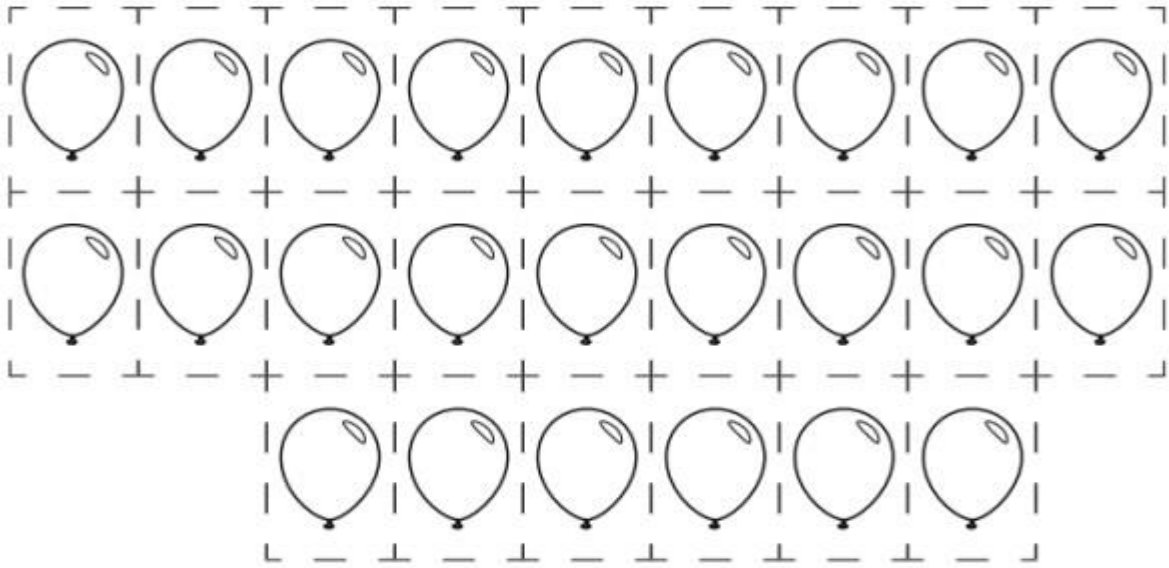
Fractions of Sets - Worksheet

Name: _____

Date: _____

Fractions of Sets

Cut out the balloons and place them in the table below. Show the balloons shared equally in thirds.



$\frac{1}{3}$	$\frac{1}{3}$	$\frac{1}{3}$
---------------	---------------	---------------


$\frac{1}{3}$ of 24 balloons is _____.

PDHPE

Safety

You are going to design a new safety feature for students/schools. It could be a new high tech traffic light with sensors, a helmet design, a new kind of zebra crossing, a different idea instead of the blue line. What creative idea can you think of?

You will need to draw and label your new invention / creation!



Science and Technology

Day and Night

Use the chart provided to make a list of all the things you know about night time and all the things you know about daytime.

Think about the sun, the moon, stars, earth's rotation, what causes night and day, specific day activities we do, specific night activities we do, what animals are out etc.

Day	Night

Home Learning Plan Week 2

Friday

Reading – Write a short summary of what you read this week in your novel

The book I am reading

Summary

Dictation

1.	
2.	
3.	

Spelling

Ask an adult to test you on your weekly spelling list. Check the correct spelling together.

1.	11.
2.	12.
3.	13.
4.	14.
5.	15.
6.	16.
7.	17.
8.	18.
9.	19.
10.	20.

Writing

1. Think about yesterday's peanut butter and jelly sandwich video.
2. Now you need to try and write instructions about how to make your **breakfast**. For example: if you ate toast with vegemite, you need to write the steps on how to make vegemite toast. Use the next page to help you.
3. When you finish, give your instructions to a parent or sibling, and see if they can make your breakfast. Did all your instructions make sense? Was there anything you missed?

Name of recipe

Ingredients

Tools needed

How do you make the recipe?
(continue on back if needed)

Maths

1. Visit Mathletics website and complete assigned tasks or explore rainforest maths

<https://www.mathletics.com/au/>

2. MATHSBURST POWERPOINT

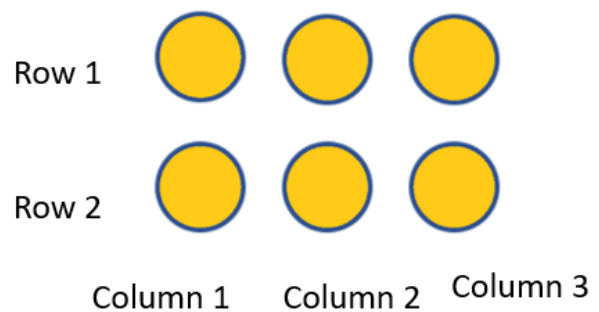
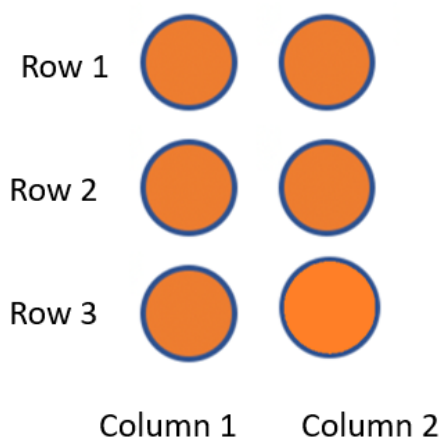
View the Mathsburst PowerPoint on Triangular and Rectangular number and answer the questions. The PowerPoint is on the school website, and you will need it to help you answer the questions.

Complete the Pattern

Triangular Numbers	1 st	2 nd	3 rd	4 th	5 th	6 th	7 th	8 th
No of dots	1	3	6	10	15	21	28	36
Patterns	+	+						

Rectangular Arrays and Numbers

6 is a rectangular number



Can you make some more rectangular numbers?

Crazy Boxes - 1 to 12 x Multiplication Facts

Multiply the horizontal numbers with the vertical numbers and fill in the grid with the colours you've chosen.

Choose your colours:

1 to 10 = 11 to 20 = 21 to 30 = 31 to 40 = 41 to 50 = 51 to 60 =
61 to 70 = 71 to 80 = 81 to 90 = 91 to 100 = 101 to 110 = 111 to 144 =

x	3	4	5	6	7	8	9	10	11	12	12	11	10	9	8	7	6	5	4	3
2																				
1																				
3																				
2																				
4																				
3																				
5																				
4																				
6																				
5																				
7																				
6																				
8																				
7																				
9																				
8																				
10																				
9																				
11																				
12																				

Library Lesson

Please see the school website for:

Home Learning Plan – Library Year 3 Term 4 Week 2.

Reading Eggspress

Log on to reading eggspress and complete your next activity/lesson.

<https://readingeggspress.com.au>