

Home Learning Plan – Year 1, Term 4

Week 2



Dear Parents/Carers,

On the following pages you will find a table outlining daily activities for your child to complete. You can complete the work in a book, on blank paper or on a computer. Here are some relevant websites to access over this period. Please access with Chrome, not Google, for the best results:

www.mathseeds.com	www.readingeggs.com	www.smilingmind.com	www.uniteforliteracy.com/	www.natgeokids.com.au
www.mathletics.com	https://www.getepic.com	https://www.origoeducation.com.au/athome/	www.abcy.com	www.abc.net.au/btn/

Spelling words for Week 1 spelling activities

RULE
/ew/ as in “grew”
/ar/ as in “farm”

WORDS FOR ALL	EXTENSION WORDS
few	threw
grew	market
drew	jewel

If you have any questions, please don't hesitate to contact your child's classroom teacher, either via email or ClassDojo. You can also contact the Year 1 supervisor, Elyse Saunders on elyse.saunders1@det.nsw.edu.au if you need any other support.

Home Learning Plan – Year 1 – Week 2

	Monday	Tuesday	Wednesday	Thursday	Friday
Morning	<p><u>English</u></p> <p><u>SPELLING</u></p> <p>Complete the look, cover, write check (LCWC) sheet for Monday.</p> <p>Copy down your spelling words for this week using the worksheet. Ask an adult to explain the meaning of each word. Draw a picture to match the word.</p> <p><u>READING</u></p> <p>Go to www.getepic.com or www.uniteforliteracy.com and choose a fictional book to read aloud with the help of an adult. If you have books in your own home library, you can choose one of those.</p> <p>Before reading the book, talk about what you think is going to happen. What do you think will happen at the end of the story?</p> <p>After reading the book, complete the activity sheet, writing a summary of the beginning, middle and end.</p>	<p><u>English</u></p> <p><u>SPELLING</u></p> <p>Complete the look, cover, write check (LCWC) sheet for Tuesday.</p> <p>Practise writing your spelling words using the spelling sheet on “ew” words.</p> <p>Find the dictionary meanings of 5 of your spelling words using the worksheet.</p> <p><u>READING</u></p> <p>Go to www.getepic.com or www.uniteforliteracy.com and choose a non fictional book to read aloud with the help of an adult.</p> <p>What information do you already know about this topic before reading?</p> <p>After reading the book, complete the activity sheet, drawing a diagram, labelling it and explaining it.</p>	<p><u>English</u></p> <p><u>SPELLING:</u></p> <p>Complete LCWC for Wednesday.</p> <p>Practise writing your spelling words using the rainbow spelling sheet.</p> <p><u>READING</u></p> <p>Go to www.getepic.com or www.uniteforliteracy.com and choose a fictional book to read aloud with the help of an adult.</p> <p>When you have read the book, choose a character. Describe the character to an adult, brainstorming appropriate adjectives (what they look like, how they act etc). Label the picture you draw with these adjectives.</p> <p>After reading the book, complete the activity sheet, explaining why you like this character.</p>	<p><u>English</u></p> <p><u>SPELLING</u></p> <p>Complete LCWC for Thursday.</p> <p>Practise your spelling words for the week by writing a sentence for each one.</p> <p><u>READING</u></p> <p>Go to www.getepic.com or www.uniteforliteracy.com and choose a non fictional book to read aloud with the help of an adult.</p> <p>Complete the activity sheet, choosing 8 facts you learned from reading the book.</p>	<p><u>English</u></p> <p><u>SPELLING</u></p> <p>Complete LCWC for Friday.</p> <p>Ask an adult to test you on your spelling words. Ask them to mark the words to see how many you got correct without help.</p> <p><u>READING</u></p> <p>Go to www.getepic.com or www.uniteforliteracy.com and choose a fictional book to read aloud with the help of an adult.</p> <p>Complete the activity sheet, writing a book review.</p>

Monday	Tuesday	Wednesday	Thursday	Friday
<p><u>WRITING</u></p> <p><u>Grammar</u></p> <p>Adjectives (describing words), nouns (person, place, thing) and verbs (doing/action words) revision.</p> <p>Complete the worksheets, brainstorming as many adjectives, nouns and verbs as you can.</p> <p><u>HANDWRITING</u></p> <p>Complete Xx handwriting sheet.</p> <p><u>READING EGGS</u></p> <p>Go on www.readingeggs.com</p>	<p><u>WRITING</u></p> <p><u>Description writing</u></p> <p>Watch the clip "The Smartest Giant in Town": The Smartest Giant in Town - Julia Donaldson audiobook. Children's story book read-aloud - YouTube</p> <p>Complete the activity sheet, describing the main character, George. Use this planning sheet to write a description of George.</p> <p>Remember to use capital letters, full stops and adjectives in your writing.</p> <p>EXTENSION:</p> <ul style="list-style-type: none"> • Use paragraphs to separate your ideas • Write compound sentences (include joining words like "and", "because" or "so") <p><u>READING EGGS</u></p> <p>Go on www.readingeggs.com</p>	<p><u>WRITING</u></p> <p><u>Stretch the sentence</u></p> <p>Complete the activity sheets, practising ways to extend and stretch your sentences to make them more interesting.</p> <p><u>HANDWRITING</u></p> <p>Complete Yy handwriting sheet.</p> <p><u>LIBRARY</u></p> <p>Complete the library activity.</p> <p><u>READING EGGS</u></p> <p>Go on www.readingeggs.com</p>	<p><u>WRITING</u></p> <p><u>Text response</u></p> <p>Listen to The Twits (Part 1) by Roald Dahl being read aloud: https://www.youtube.com/watch?v=SiFJp3xI5uo</p> <p>Complete the activity sheet, imagining what Mr Twit has hiding in his beard!</p> <p><u>READING EGGS</u></p> <p>Go on www.readingeggs.com</p>	<p><u>WRITING</u></p> <p>Text response</p> <p>Listen to The Twits (Part 2) by Roald Dahl being read aloud: The Twits by Roald Dahl Read Along With Grant Koper Bedtime Story Homeschool Part 2 - YouTube</p> <p>Complete the activity sheets. Firstly, write a paragraph to describe Mr and Mrs Twit. Next, design a book cover for the book using the template.</p> <p><u>HANDWRITING</u></p> <p>Complete Zz handwriting sheet.</p> <p><u>READING EGGS</u></p> <p>Go on www.readingeggs.com</p>

Monday		Tuesday		Wednesday		Thursday		Friday	
Break	Break	Break	Break	Break	Break	Break	Break	Break	Break
Middle	<p>MATHS</p> <p><u>3D shapes</u></p> <p>Watch the clip, comparing and explaining the difference between 2D and 3D shapes:</p> <p>2D vs. 3D Shapes! Mr. B's Brain - Ep. 2: 2D and 3D Shapes - YouTube</p> <p>Complete the activity sheet, categorising 2D and 3D shapes.</p> <p>Watch the next clip, showing which 3D shapes can stack, slide or roll:</p> <p>Stack Slide or Roll 3D shapes song (3D Shapes Version) - YouTube</p> <p>Complete the activity sheet.</p> <p>Go on www.mathseeds.com or www.mathletics.com</p>	<p>MATHS</p> <p><u>3D shapes</u></p> <p>Watch the clip, explaining the properties of 3D shapes:</p> <p>Learn About Faces, Edges and Vertices - 3D Shapes Basic Geometry for Kids Noodle Kidz - YouTube</p> <p>Complete the 3D shape table, counting the edges, faces and vertices of 3D shapes.</p> <p>Go on www.mathseeds.com or www.mathletics.com</p> <p>DANCE</p> <p>Follow some dance sessions through the link below:</p>	<p>MATHS</p> <p><u>3D shapes</u></p> <p>Choose a net of a 3D shape. Fill out the information, cut it out and glue it together to make a 3D shape. You can make more than one shape if you want to.</p> <p>Go on www.mathseeds.com or www.mathletics.com</p> <p>MUSIC</p> <p>Complete the music activity for this week.</p>	<p>MATHS</p> <p><u>Addition revision</u></p> <p>Use the numberlines on the worksheet to help you find the answers to the addition questions. As a challenge, you can ignore the numberlines and try to use the counting-on strategy to solve the problems.</p> <p>As a challenge, complete the worksheet that requires you to decide if the number sentence needs a plus (+) sign or a minus (-) sign.</p> <p>Go on www.mathseeds.com or www.mathletics.com</p> <p>MINDFULNESS</p> <p>Go on to www.smilingmind.com and complete a mindfulness activity for at least 5 minutes.</p>	<p>MATHS</p> <p><u>Word problems</u></p> <p>Complete the word problem activity sheets.</p> <p>PHYSICAL EDUCATION</p> <p>Complete a session of "PE with Joe"</p> <p>pe with joe 2021 kids - YouTube</p> <p>LEGO</p> <p>Complete a task from the LEGO grid.</p>				


Monday		Tuesday		Wednesday		Thursday		Friday	
Break	Break	Break	Break	Break	Break	Break	Break	Break	Break
Afternoon	<p><u>ABORIGINAL HISTORY AND CULTURE</u></p> <p><u>Famous Aboriginal or Torres Strait Islander person</u></p> <p>Research a famous Aboriginal or Torres Strait Islander person. Some ideas include Cathy Freeman, Adam Goodes, Evonne Goolagong Cawley, David Unaipon and Eddie Mabo.</p> <p>Complete the activity sheet, outlining the facts you learned about your chosen famous Aboriginal or Torres Strait Islander person.</p>	<p><u>HSIE</u></p> <p><u>Families Past and Present</u></p> <p>Watch this clip about family cultural traditions:</p> <p>Kids Share Their Cultural Tradition Show & Tell Hiho Kids - YouTube</p> <p>Watch this clip about family celebrations and traditions:</p> <p>Family Celebrations and Traditions - YouTube</p> <p>Discuss with your parents the traditions your family enjoy. These could be religious traditions, cultural traditions. Christmas traditions or birthday traditions. Use the activity sheet to record your special family tradition.</p> <p><u>PHYSICAL EDUCATION</u></p> <p>Complete a session of “PE with Joe”</p> <p>pe with joe 2021 kids - YouTube</p>	<p><u>CREATIVE ARTS</u></p> <p><u>Sketching</u></p> <p>Follow the Arthub Youtube clip direction below, explaining how to draw a Halloween potion:</p> <p>How To Draw Halloween Potion With Mrs. Hubs - YouTube</p> <p>Label your potion with the ingredients you would include if you were making a spooky potion for Halloween!</p> <p>Go on to www.smilingmind.com and complete a mindfulness activity for at least 5 minutes.</p> <p><u>LEGO</u></p> <p>Complete a task from the LEGO grid.</p>	<p><u>SCIENCE</u></p> <p><u>Up, Down and All Around</u></p> <p>In this unit of work, we are exploring the way the environment changes over time. It’s important to understand the way the seasons change the Australian environment. Watch the clips below, explaining the seasons. Complete the activity sheet on seasonal changes in Australia.</p> <p>Weather On The Go Ep 1: Aussie Weather - YouTube</p> <p>Climate And Wildlife Of Australia - Iken Edu - YouTube</p> <p>Four Seasons in the Southern Hemisphere Jack Hartmann - YouTube</p> <p><u>PHYSICAL EDUCATION</u></p> <p>Complete a session of “PE with Joe”</p> <p>pe with joe 2021 kids - YouTube</p>	<p><u>PERSONAL DEVELOPMENT</u></p> <p><u>Mindfulness</u></p> <p>Go on to www.smilingmind.com and complete a mindfulness activity for at least 5 minutes.</p> <p>Afterwards, complete the mindfulness colouring, focusing on your colour choices and careful colouring.</p> <p><u>PHYSICAL EDUCATION</u></p> <p>Complete a session of “PE with Joe”</p> <p>pe with joe 2021 kids - YouTube</p>				

Term 4 Week 2 Look, Cover, Write, Check

<u>Words</u>	<u>Monday</u>	<u>Tuesday</u>	<u>Wednesday</u>	<u>Thursday</u>	<u>Friday</u>
few					
grew					
drew					
bar					
car					
farm					
threw					
market					
jewel					

30 Days of LEGO Play

Follow the instructions for each day. The only rule is to have fun and use your imagination!

			Day 1	Day 2	Day 3	Day 4
			You were hired by an amusement park to create a new roller coaster.	NASA needs you to build a new rocket.	Your parents want to build a new home and they want you to build it.	Hollywood hires you to build a movie set for a new Star Wars movie.
Day 5	Day 6	Day 7	Day 8	Day 9	Day 10	Day 11
You enter a contest to build the world's tallest tower. Will you win?	You are stuck on Mars and need to build a new ship to get home.	Ford hires you to create the toughest pick up truck in the world.	You and 4 friends are stranded on an island. Build a boat to find a way home.	Captain Hook needs a new pirate ship and wants you to build it.	You and your friends decide to build a tree house.	Prince Charming hires you to build a castle for him & Cinderella.
Day 12	Day 13	Day 14	Day 15	Day 16	Day 17	Day 18
Dr. Who hires you to build a new TARDIS.	You are asked by the President to build a new monument to George Washington.	Mr. Hilton hires you to build a new hotel.	There is a circus in town. Build a place for the performance.	Help your fellow pioneers build a wagon to make it across the country.	Build the fastest car around and join the big car race.	Do you wanna build a snowman? Get in the winter mood and build a snow scene.
Day 19	Day 20	Day 21	Day 22	Day 23	Day 24	Day 25
The city wants you to build a bridge to connect one side of the town to the other.	Pizza party! It is up to you to make a pizza for all the guests.	You are hired to build a brand new hospital.	The fence is broke and the dog keeps escaping. Build one he can't get out of.	You are now in medieval times. You are commissioned to build a jousting arena.	The local bank keeps getting robbed. Build a safe no one can crack.	Design and build your dream bedroom.
Day 26	Day 27	Day 28	Day 29	Day 30		What was your favorite day?
You are elected ruler. Build a flag for your land.	Aliens are invading and you need to build a war robot to defeat them.	The aliens have taken over. They are impressed by your robot. They want you build one for them.	You are hired to build a house entirely out of yellow Legos.	There is blizzard. You will need to build a snowmobile		

Music and Library work. For live links, go on to the school website and look for “Learning from Home > Library/Music”

LIBRARY WEEK 2:



Home Learning Plan – Library – Term 4 Week 2

Term 4	Whole School Activity
Kinder to Year 6	<p>BOOK WEEK THEME - <u>OLD WORLDS, NEW WORLDS, OTHER WORLDS</u></p> <p>Week 1; Create a map of <u>a world</u>.</p> <p>Task – Week 2; Create <u>characters</u> for your world.</p> <p><u>Draw or describe at least 3 characters</u> that belong in the world you created last week. Include; their names, their job/place in your world, their appearance and their personalities. Keep in mind that you will make a story involving these characters next week.</p> <p>You may like to bring in your work when we return to school or email your characters and story to:</p> <div style="display: flex; justify-content: space-between;"> <div data-bbox="236 981 531 1061"> <p>Mrs Wilson Antje.Wilson@det.nsw.edu.au</p> </div> <div data-bbox="604 981 970 1061"> <p>Mrs French Elizabeth.Graham6@det.nsw.edu.au</p> </div> </div> <div style="text-align: right;">  </div>

MUSIC WEEK 2:

As our school has an upcoming Musica Viva performance in Week 3, “The Air I Breathe”, we are fortunate enough to have online access to the Musica Viva resources on offer. If you and your child would like to access the Student Learning Journey for the upcoming show, please visit www.musicavivainschools.com.au and login using the following classroom code for ‘The Air I Breathe’: **breathe**

Music Year 1 Week 2

Perform

Search for your favourite song as a *Karaoke version* with lyrics. Sing along.



Practise standing tall with shoulders relaxed.
Practise projecting your voice with clear words.

ENJOY yourself singing!

Monday 11th October

Write out the spelling words once and draw a picture to match

grew

drew

car

farm


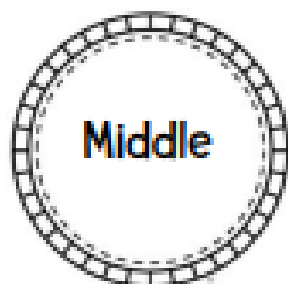
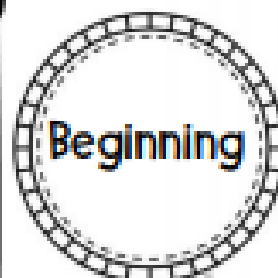
market

jewel


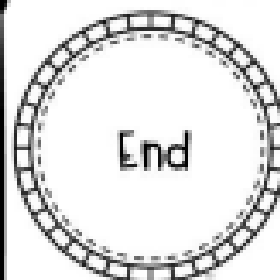
* MY treasured BOOK *



A book template with five horizontal lines for writing. The book has a rounded spine on the left and a rounded cover on the right, both decorated with small circles.



A book template with five horizontal lines for writing. The book has a rounded spine on the left and a rounded cover on the right, both decorated with small circles.



A book template with five horizontal lines for writing. The book has a rounded spine on the left and a rounded cover on the right, both decorated with small circles.

I spy Adjectives

Look around, write down
adjectives to describe the
nouns around you.



People




Places

Things



I spy Nouns

How many nouns
can you see and
think of?



People

Places

Things

Proper

Pronoun



I spy Verbs

How many verbs
can you see, do
and think of?



Movement

bounce



Voice

giggle

Emotion

cry

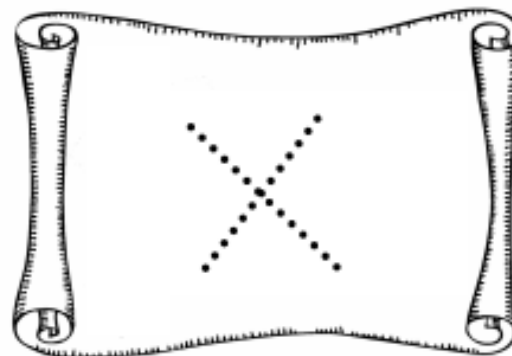
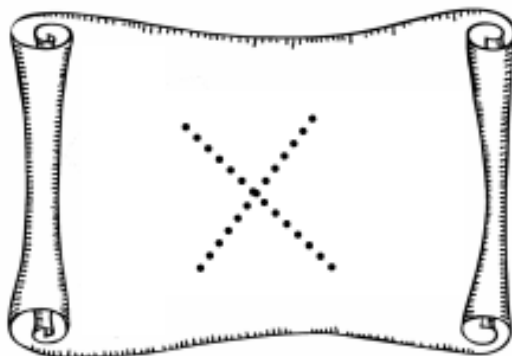
Thought

dream



Xx

marks the spot



X X X

x x

fox fox


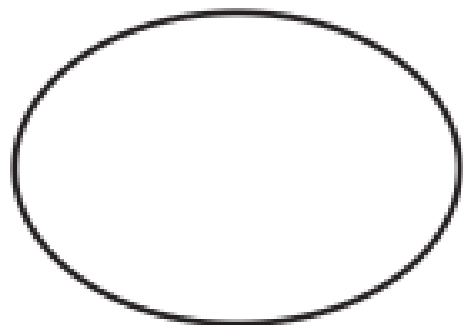
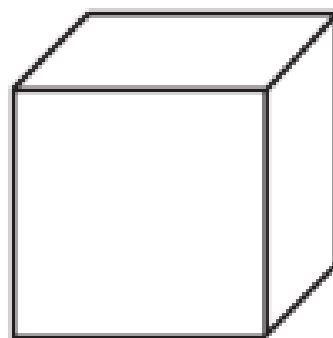

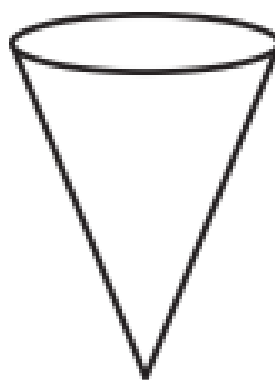
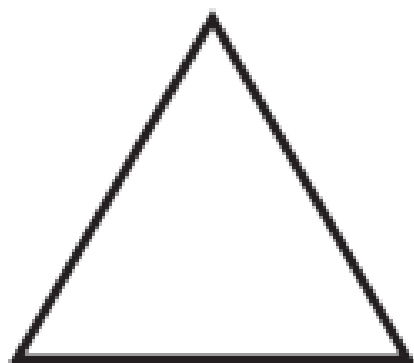
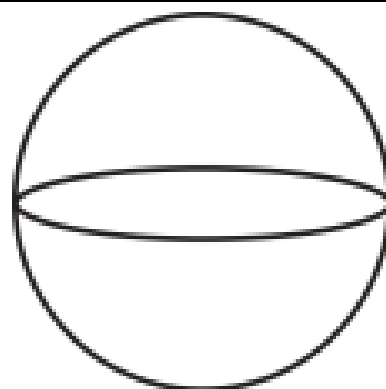


SHAPE SORT

SHAPE

Cut and sort the shapes into the correct column.

2D Shapes

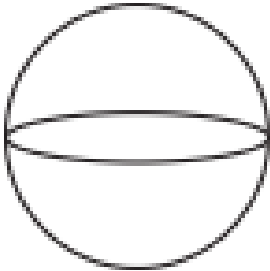
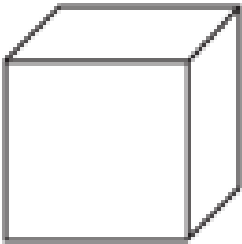
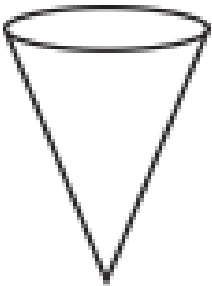


3D Shapes



How Do I Move?


SHAPE

Investigate then tick how each shape moves.

	ROLL	SLIDE	STACK
			
			
			
			
			

PROFILE

Investigate a famous Aboriginal Australian or Torres Strait Islander person who you find inspiring!



Name: _____

Birthdate: _____

Language group:

Why is this person significant?

Why does this person inspire you?

Tuesday 12th October

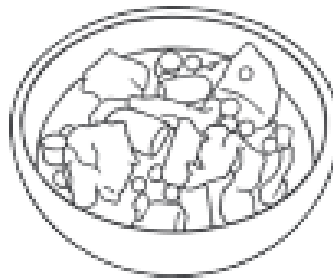
Find and Write the 'ew' Words



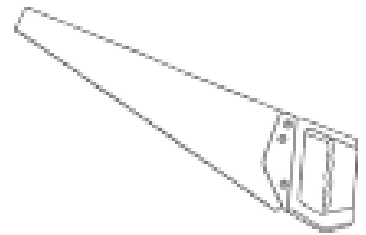
Write the words and then colour the pictures with an 'ew' sound in them.



--	--	--



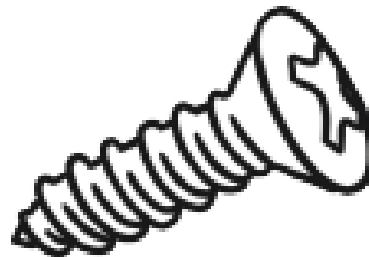
--	--	--



--	--



--	--	--



--	--	--	--




--	--	--



--	--	--



--	--	--	--



--	--	--



Dictionary Meanings

Choose 5 spelling words and write the dictionary meaning for each.

WORD:

WORD:

WORD:

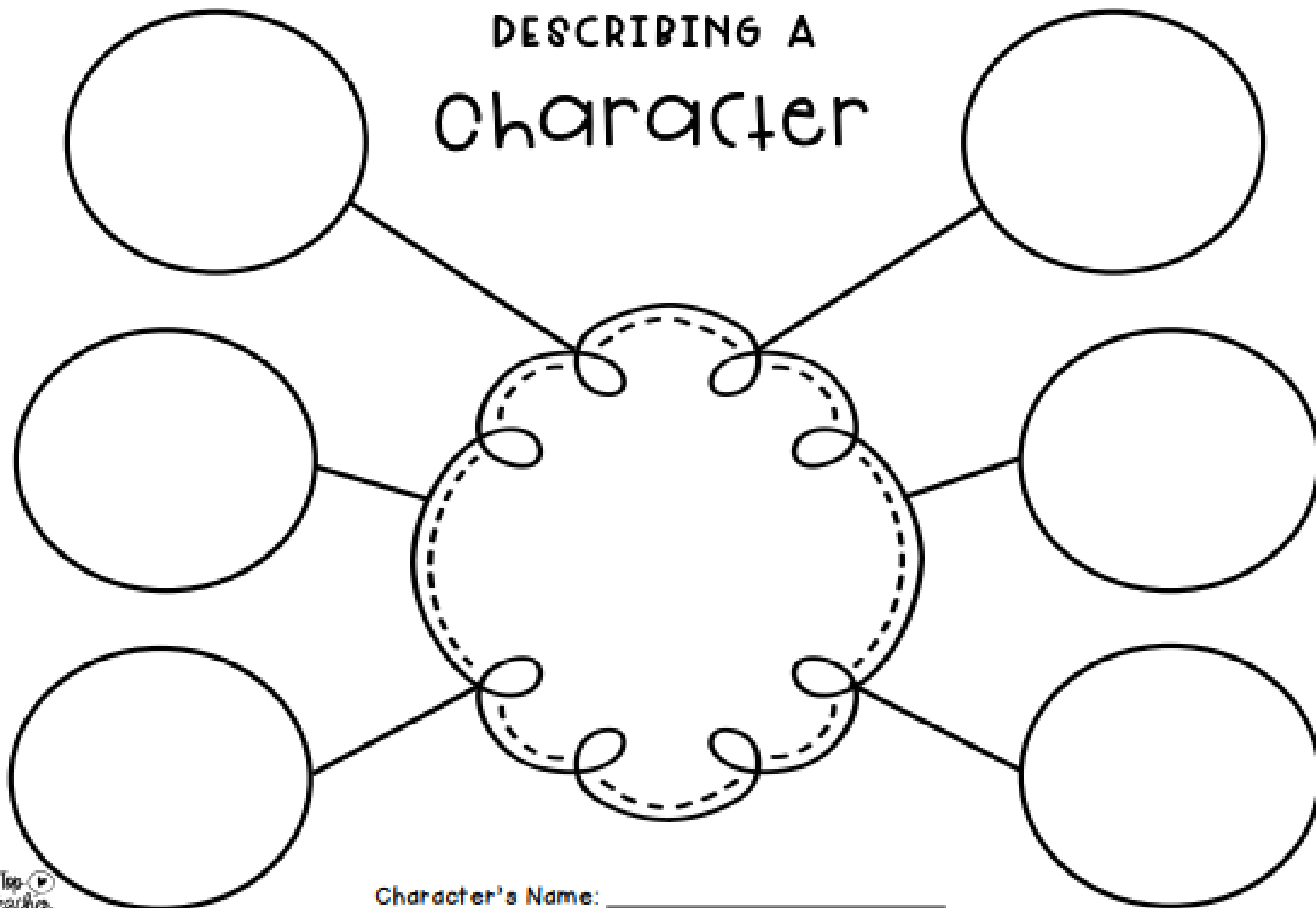
WORD:

WORD:

Draw a diagram of something mentioned in your book. Label it and explain what it is.

[illegible]This image shows a blank sheet of white paper with horizontal ruling lines. The lines are evenly spaced and extend across the width of the page. There are no margins, text, or other markings on the paper.

DESCRIBING A Character

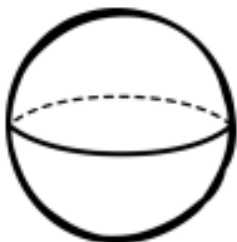

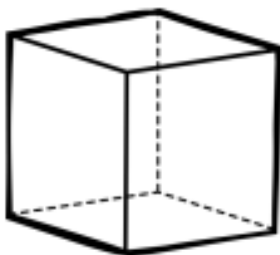
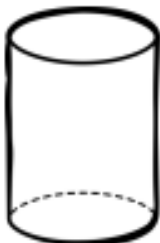


Character's Name: _____

Description of George

3D Shape Detective - I have...

SHAPE


SHAPE	NAME	FACES	VERTICES	EDGES
				
				
				
				

My Family Traditions



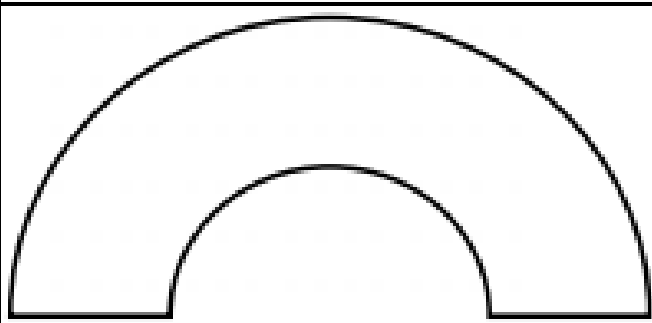
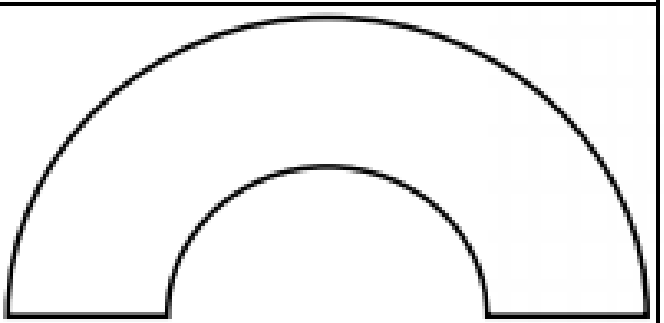
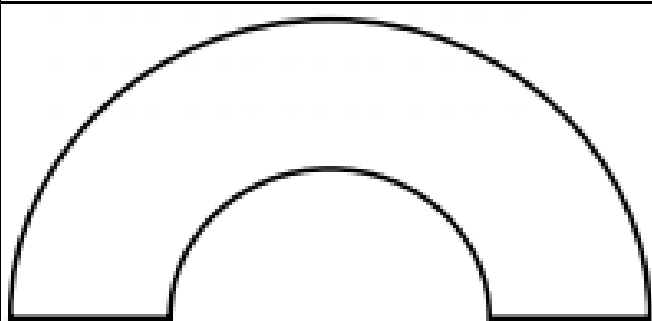
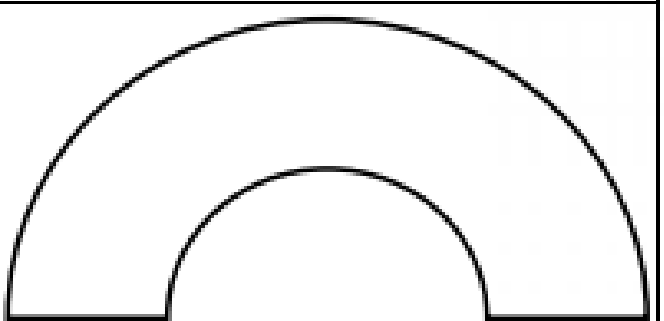
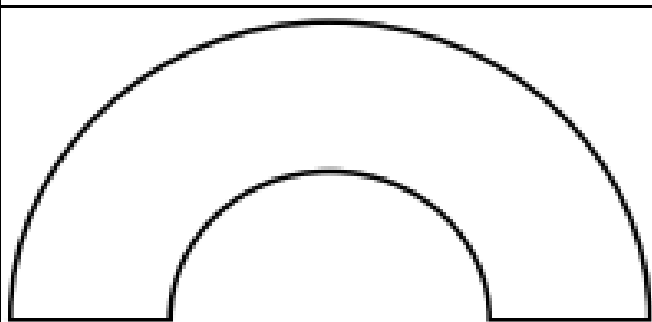
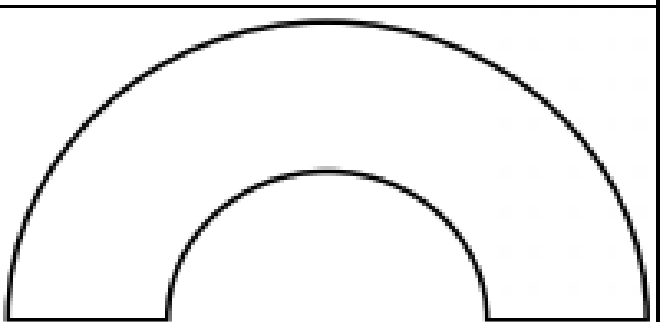
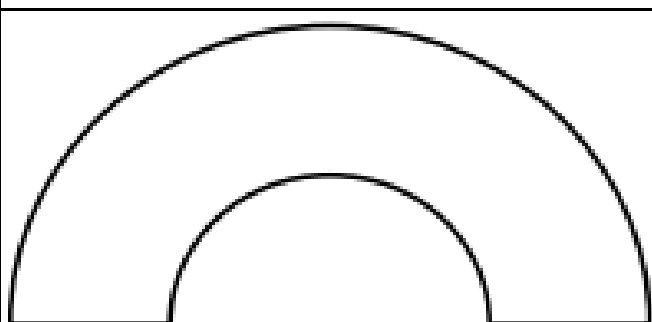
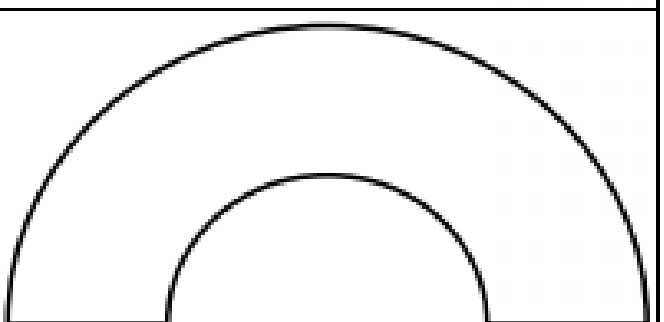
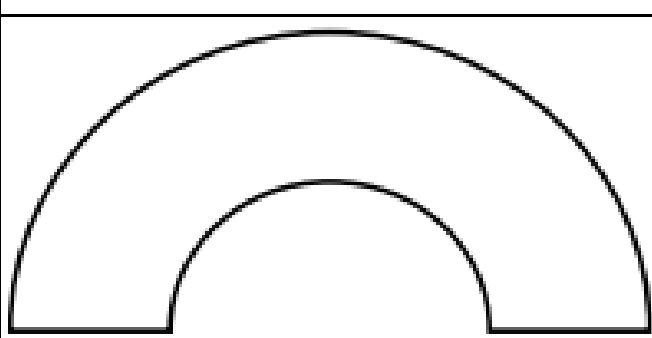
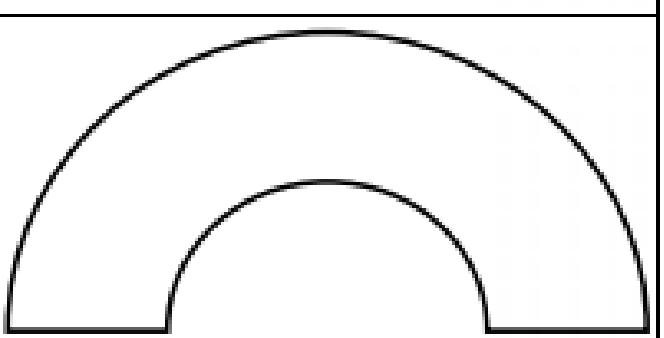
Write about a holiday your family celebrates. Are there any special foods, songs, traditions you share when celebrating this special time of year?

Wednesday 13th October




Rainbow Write

Write each letter of your spelling words in a different colour inside each rainbow.

CHARACTER

Book title: _____



My favourite character was _____

I like this character because...

Name: _____ Date: _____

Stretch It Out!

Stretch out the sentence by filling in the blanks with details.
Then write out your finished stretched out sentence.



Start: It jumped.

Who?

What?

When?

Where?

Why?

How?

Stretched Out Sentence:

Name: _____ Date: _____

Stretch The Sentence

Stretch out the following sentences. Answer the questions who, what, when, where, why, and how to add more details!



1. It opened.

Stretch it out: _____

2. They yelled.

Stretch it out: _____

3. He is swimming.

Stretch it out: _____

4. They all clapped.

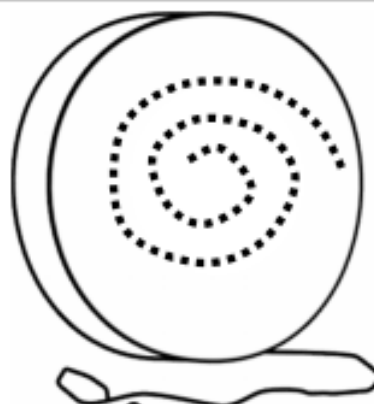
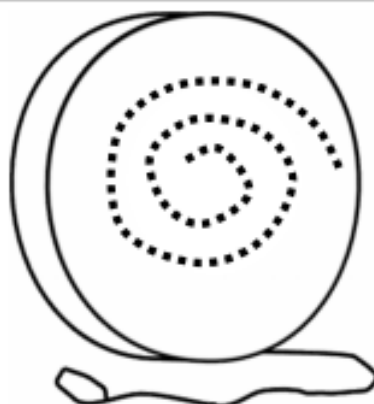
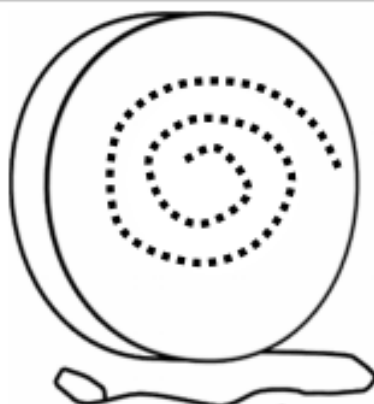
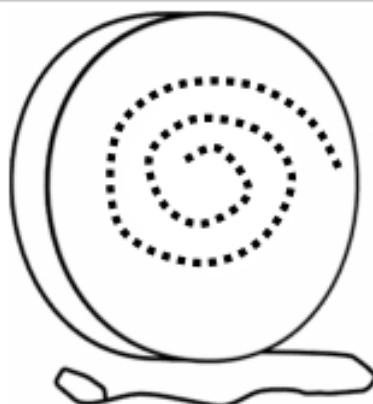
Stretch it out: _____

5. She yawned.

Stretch it out: _____

Yy

for yoyo



Y

y

y

.

.

.

y

y

y

.

.

.

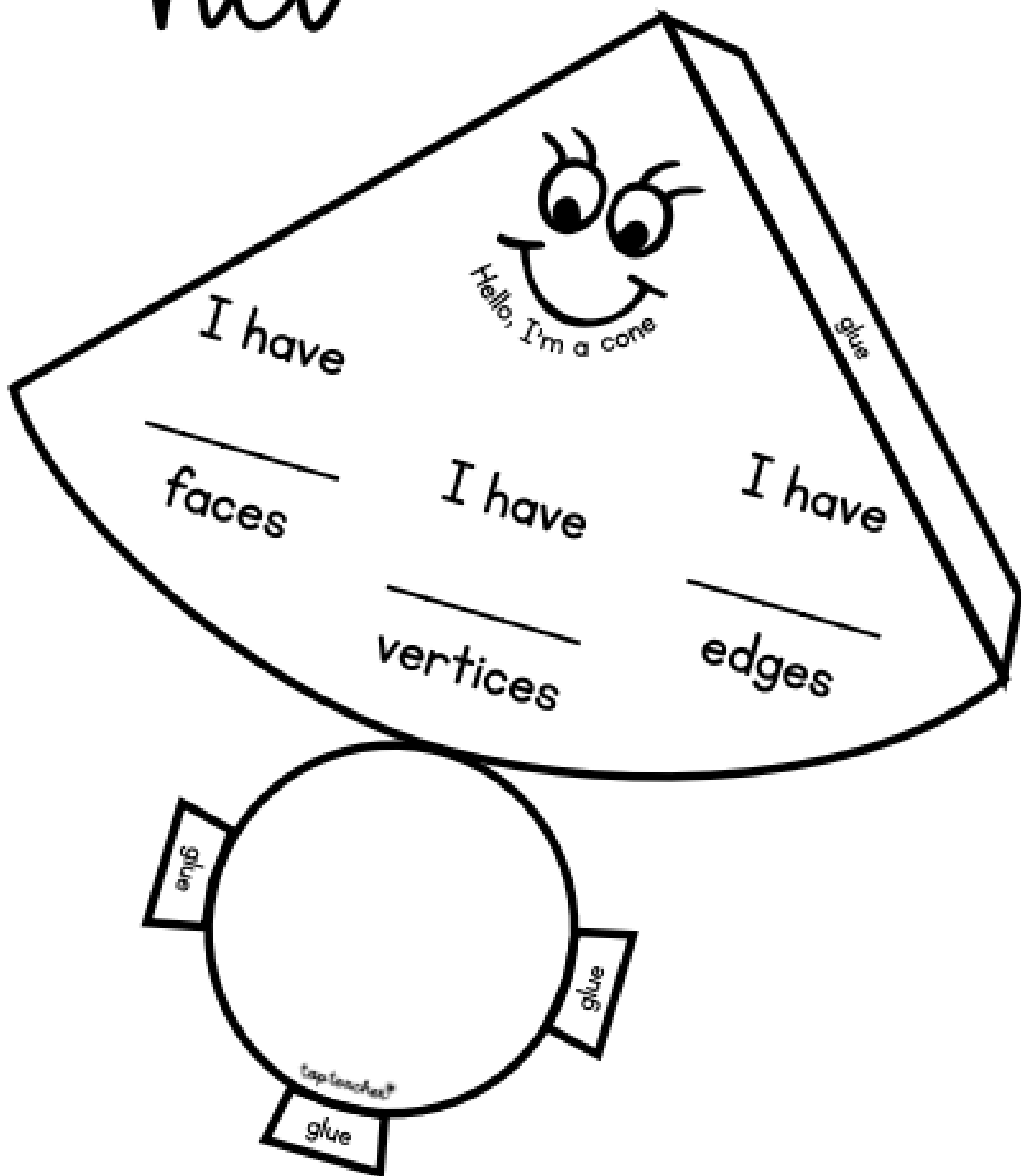
.

yes

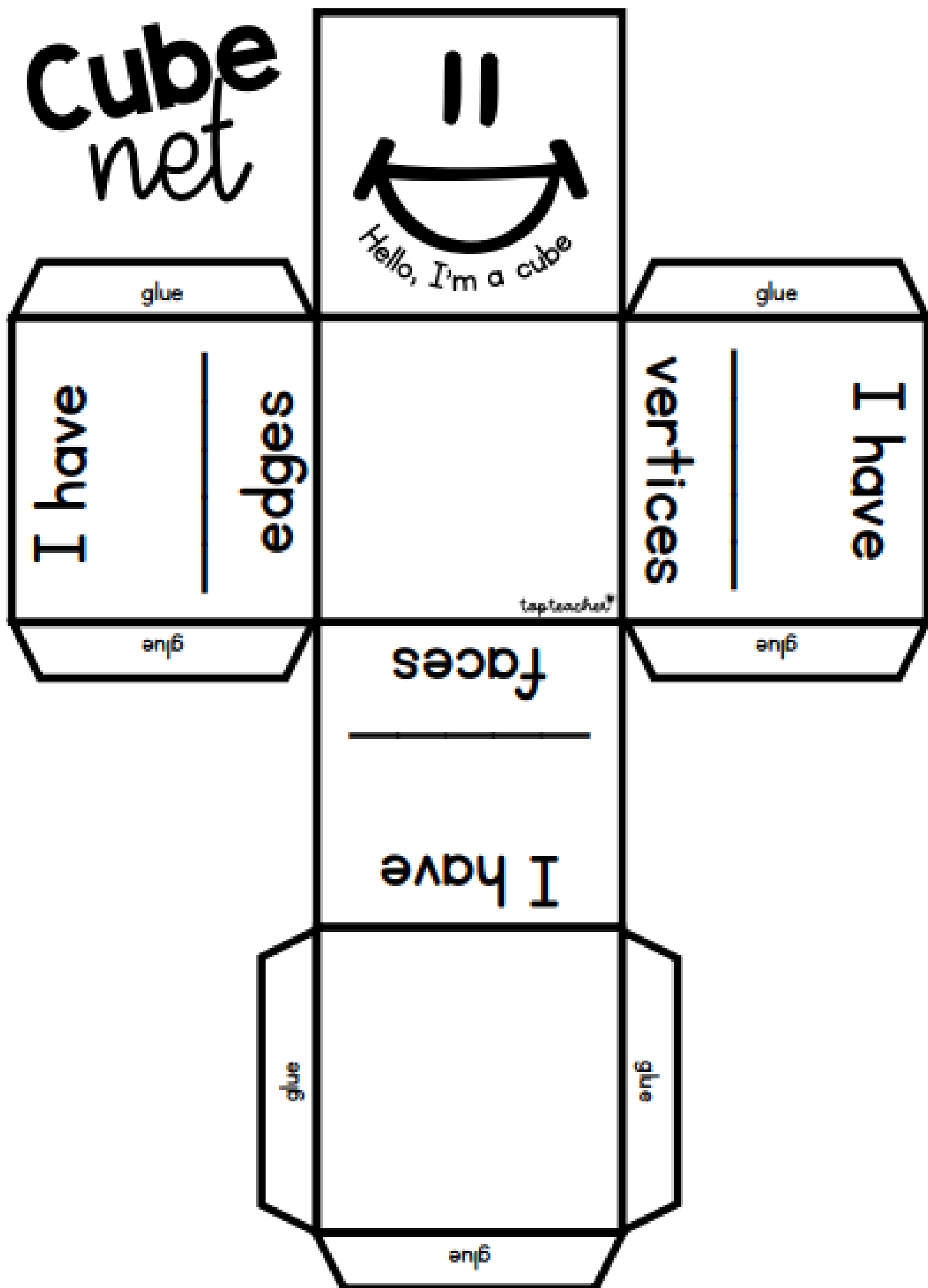
yes

.

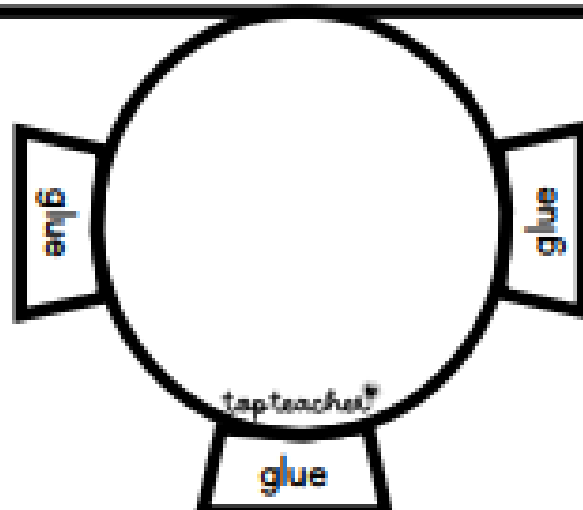
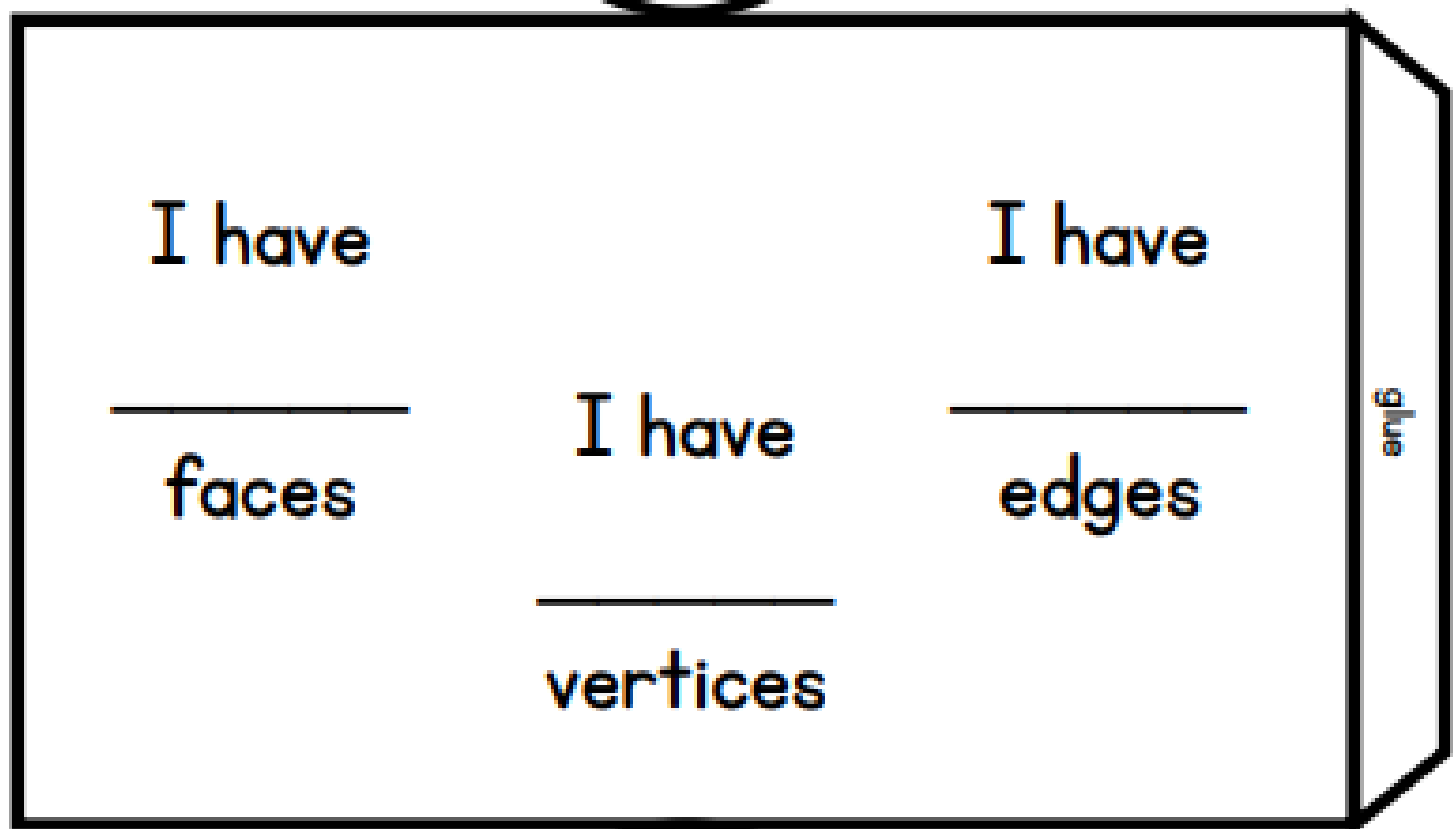

Cone net



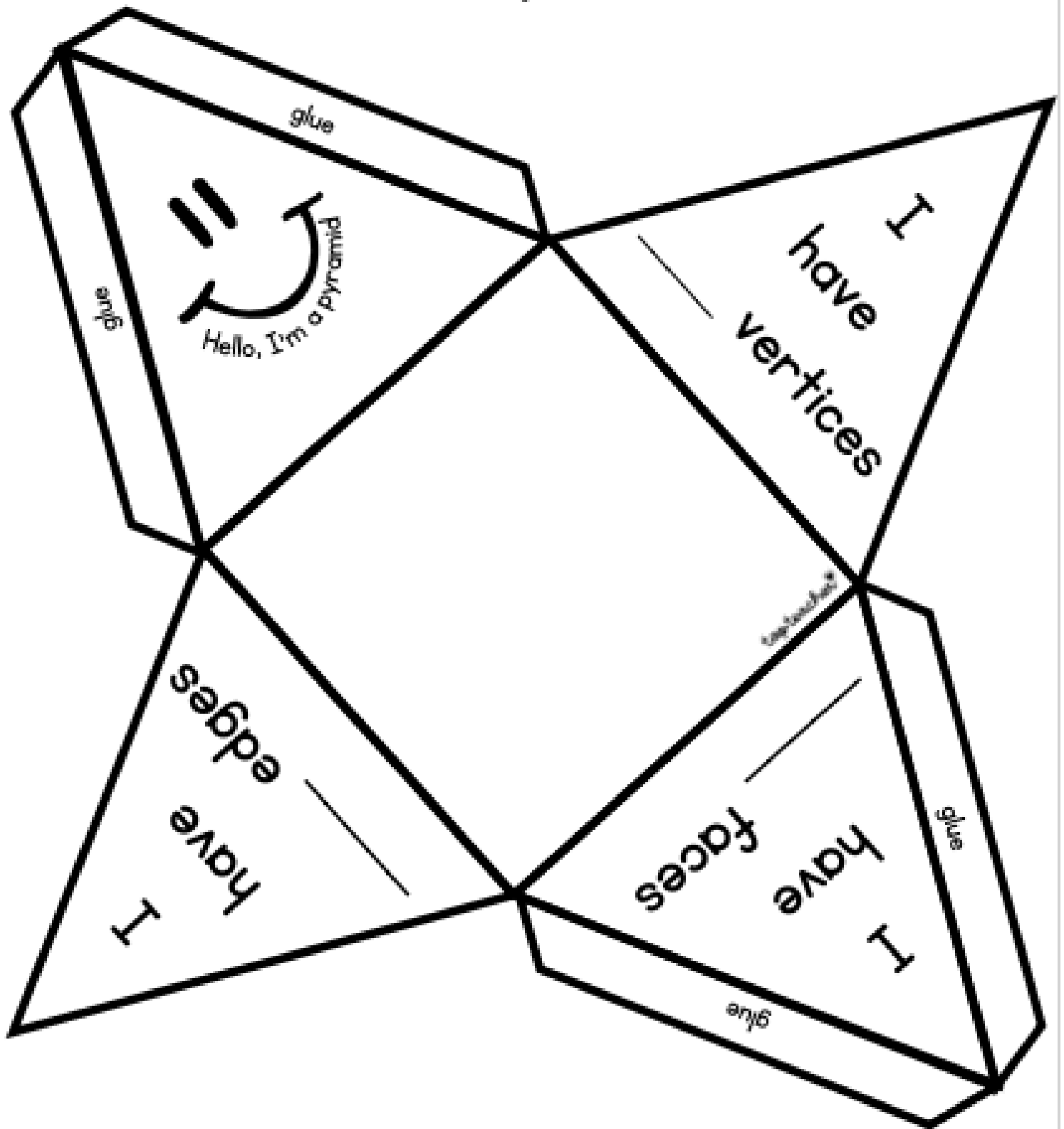
cube net



Cylinder net



Pyramid net



Thursday 14th October

Write an INTERESTING sentence for each word:

few

grew

drew

bar

car

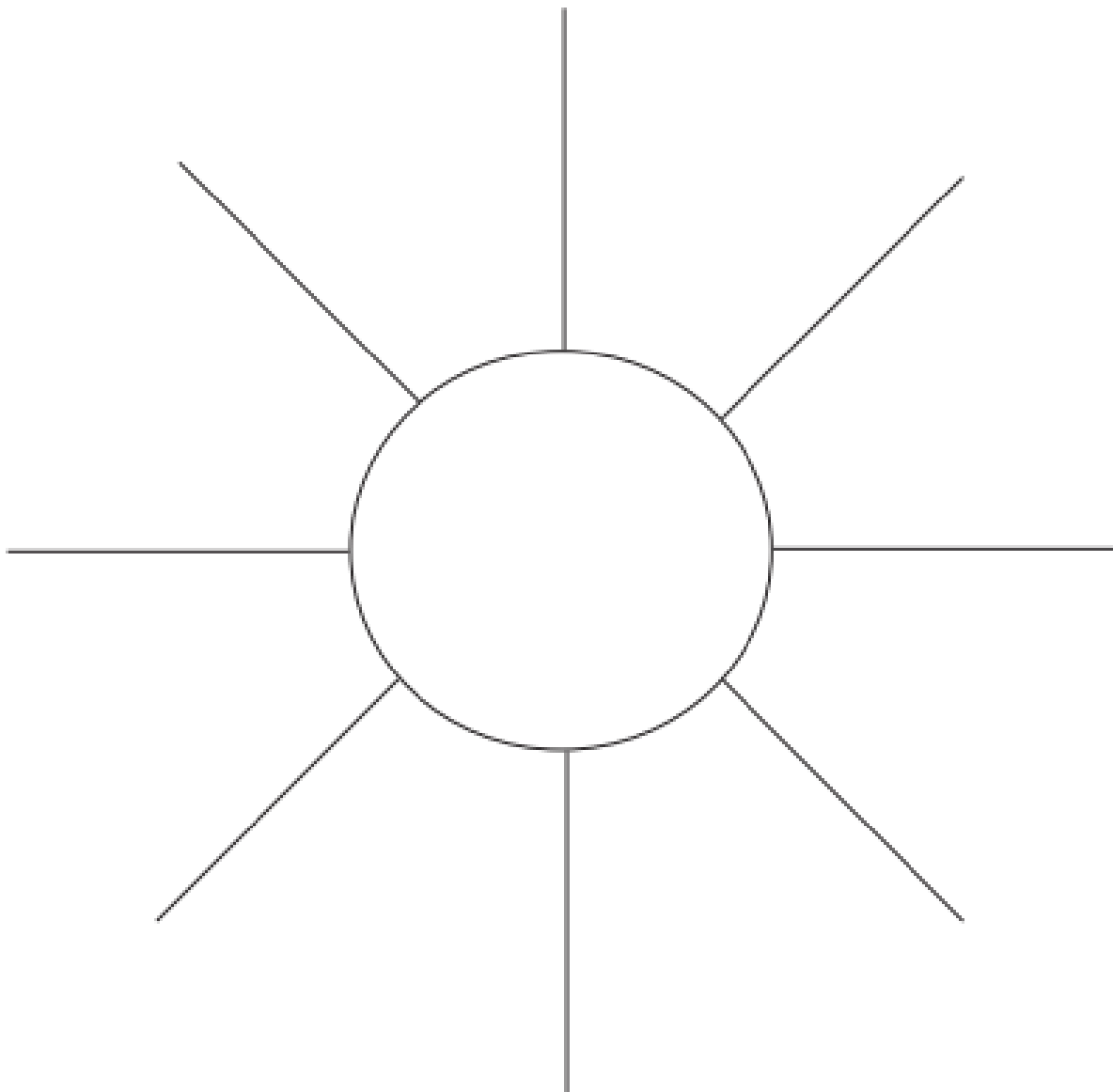
farm

threw

market

jewel

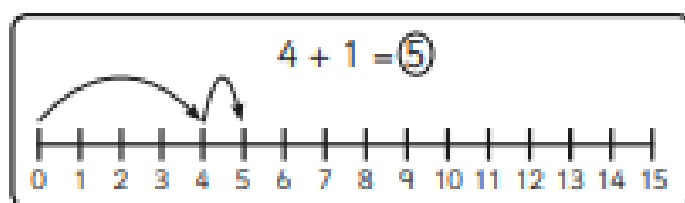
Thinking about one of the main themes, brainstorm what you learned about it from reading this book.



Mr Twit's Beard

In Mr Twit's beard, you can find...

Addition to 20 on a Number Line



1. $5 + 3 =$



2. $8 + 3 =$



3. $6 + 6 =$



4. $4 + 5 =$



5. $4 + 7 =$



6. $7 + 6 =$



7. $8 + 4 =$



8. $9 + 6 =$



9. $3 + 9 =$



10. $2 + 10 =$



Addition or Subtraction?

Add an + or - to show the correct calculation.

$7 \square 3 = 10$

$12 \square 4 = 16$

$8 \square 4 = 12$

$3 \square 8 = 11$

$9 \square 3 = 6$

$16 \square 5 = 11$

$10 \square 5 = 5$

$3 \square 9 = 12$




Months and Seasons in a Year


Draw pictures of the seasons:

There are 12 months in a year:

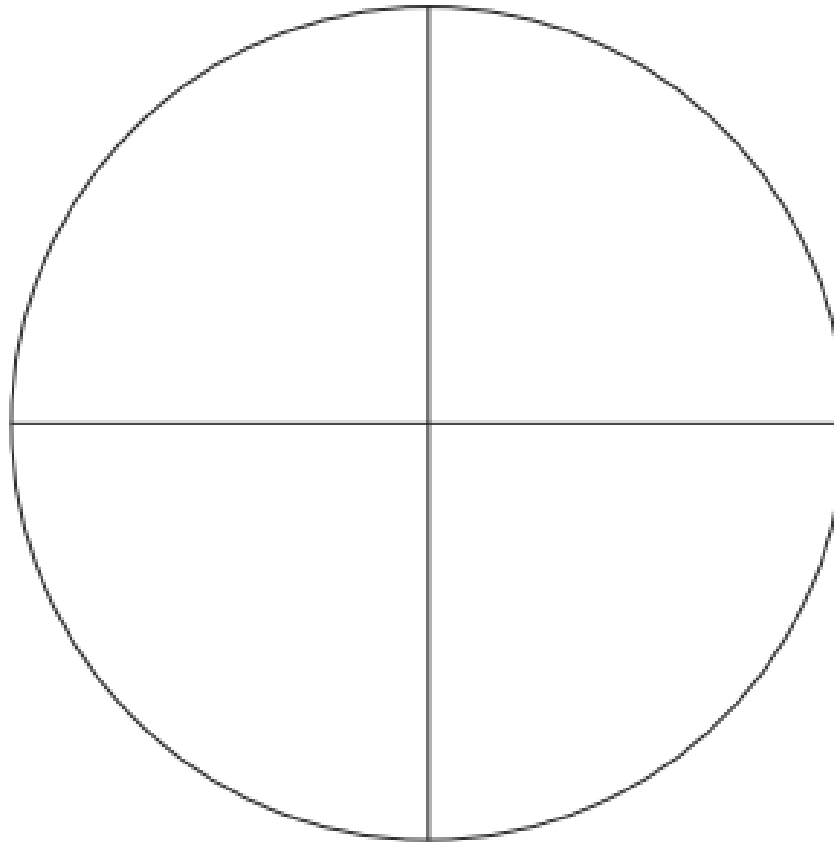
January, February, March, April, May, June, July, August, September, October, November, December




Winter months are:



Autumn months are:



Spring months are:



Summer months are:



Friday 15th October

Ask an adult to read out your words. Check if you got them correct!

MY TREASURED BOOK

Title _____

Author _____



Fiction/Non Fiction

Story Summary

My Favourite Part

MY BOOK RATING

___ out 3 coins



Tip
Teacher's
Resources

Name _____

The Twits



caring	rude	happy	
beautiful	friendly	polite	
angry	ugly	sly	evil
clever	handsome	kind	
honest	nasty	gentle	
pretty	wicked	cross	
grumpy	horrible	brave	
shy	mean	noble	
wise	calm	bold	
helpful	scary	smart	
furious	cunning	unkind	
unkind	cruel	charming	

Can you write a paragraph about these characters?

Roald Dahl



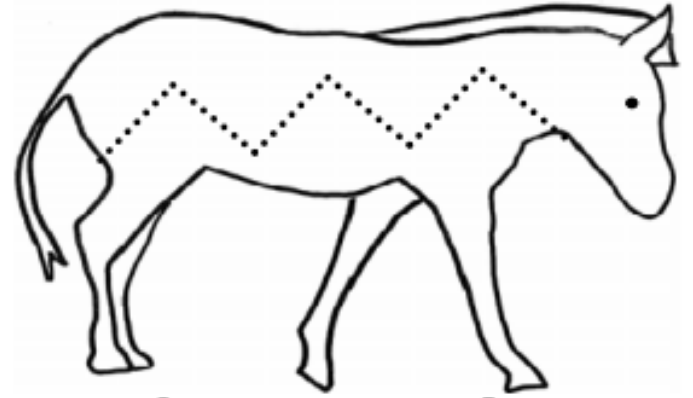
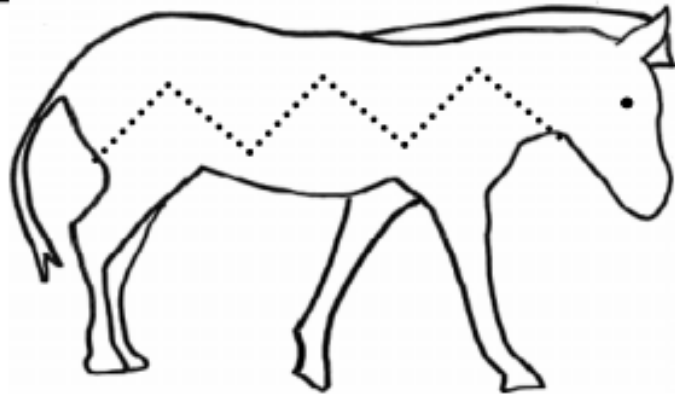
The Twits

illustrated by Quentin Blake



Zz

for zebra



Z

Z

Z

.

.

.

Z

Z

Z

.

.

.

.

Zoo

Zoo

.

Number Story

A penguin ate five fish on Saturday and nine fish on Sunday. How many fish did it eat altogether?

Picture

Part-Part-Whole

Answer

Number Line



10 Frames

Number Sentence

Number Story

There were fifteen penguins on the iceberg. Seven went for a swim to catch their dinner. How many were left?

Picture

Part-Part-Whole

Answer

Number Line



10 Frames

Number Sentence

Number Story

It snowed for eleven days in January and nine days in February. How many days did it snow altogether in the two months?

Picture

Part-Part-Whole

Answer

Number Line



10 Frames

Number Sentence

Number Story

On Monday we had twelve centimeters of snow and on Tuesday we had another four centimeters of snow. How many centimeters less did we have on Tuesday than Monday?

Picture

Part-Part-Whole

Answer

Number Line



10 Frames

Number Sentence

