

Home Learning Plan – Kindergarten – Term 4 Week 2



Dear Parents/Carers,

On the following pages you will find a table outlining daily activities for your child to complete. Please complete all written work in scrapbooks. This work will be marked upon returning to school. You can send work through email, via See Saw or Dojo (upload a photo).

Your child's teacher will be available from 9am to 3pm via email.

Some relevant websites to access over this period include:

Reading Eggs and Mathseeds - <https://readingeggs.com.au/login1/>

Phonics Pop - <https://www.ictgames.com/phonicsPop/index.html>

ABC Match - <http://www.readwritethink.org/files/resources/interactives/abcmatch/>

Matching Numbers - <https://nrich.maths.org/8282>

Rock Patterns - <https://www.abcya.com/games/patterns>

Storyline Online - <https://www.storylineonline.net/>

Nursery Rhyme News - <https://iview.abc.net.au/show/play-school-nursery-rhyme-news-time>

Sound of the Week:

w

Word Family/Blend of the Week:

-um as in plum

Mystery Sentence of the Week:

Where should I put some plums for mum?

Reading Keys: Throughout the week practise sight words from reading keys and test your child each Friday. Move them up to the next level when they are competent at recognising each word on that card.

<p><u>Kindergarten Sight Words</u> Card 1</p> <table border="1"><tr><td>I</td><td>is</td></tr><tr><td>am</td><td>mum</td></tr><tr><td>my</td><td>a</td></tr><tr><td>we</td><td>here</td></tr><tr><td>dad</td><td>the</td></tr></table>	I	is	am	mum	my	a	we	here	dad	the	<p><u>Kindergarten Sight Words</u> Card 2</p> <table border="1"><tr><td>in</td><td>look</td></tr><tr><td>at</td><td>to</td></tr><tr><td>can</td><td>went</td></tr><tr><td>big</td><td>little</td></tr><tr><td>said</td><td>are</td></tr></table>	in	look	at	to	can	went	big	little	said	are	<p><u>Kindergarten Sight Words</u> Card 3</p> <table border="1"><tr><td>come</td><td>run</td></tr><tr><td>on</td><td>and</td></tr><tr><td>see</td><td>for</td></tr><tr><td>it</td><td>you</td></tr><tr><td>baby</td><td>me</td></tr></table>	come	run	on	and	see	for	it	you	baby	me	<p><u>Kindergarten Sight Words</u> Card 4</p> <table border="1"><tr><td>he</td><td>she</td></tr><tr><td>be</td><td>up</td></tr><tr><td>had</td><td>jump</td></tr><tr><td>hop</td><td>girl</td></tr><tr><td>boy</td><td>us</td></tr></table>	he	she	be	up	had	jump	hop	girl	boy	us
I	is																																										
am	mum																																										
my	a																																										
we	here																																										
dad	the																																										
in	look																																										
at	to																																										
can	went																																										
big	little																																										
said	are																																										
come	run																																										
on	and																																										
see	for																																										
it	you																																										
baby	me																																										
he	she																																										
be	up																																										
had	jump																																										
hop	girl																																										
boy	us																																										
<p><u>Kindergarten Sight Words</u> Card 5</p> <table border="1"><tr><td>go</td><td>no</td></tr><tr><td>get</td><td>into</td></tr><tr><td>him</td><td>her</td></tr><tr><td>bed</td><td>yes</td></tr><tr><td>as</td><td>off</td></tr></table>	go	no	get	into	him	her	bed	yes	as	off	<p><u>Kindergarten Sight Words</u> Card 6</p> <table border="1"><tr><td>not</td><td>got</td></tr><tr><td>hot</td><td>cat</td></tr><tr><td>dog</td><td>book</td></tr><tr><td>but</td><td>shop</td></tr><tr><td>with</td><td>have</td></tr></table>	not	got	hot	cat	dog	book	but	shop	with	have	<p><u>Kindergarten Sight Words</u> Card 7</p> <table border="1"><tr><td>was</td><td>play</td></tr><tr><td>day</td><td>walk</td></tr><tr><td>car</td><td>too</td></tr><tr><td>his</td><td>now</td></tr><tr><td>has</td><td>shouted</td></tr></table>	was	play	day	walk	car	too	his	now	has	shouted	<p><u>Kindergarten Sight Words</u> Card 8</p> <table border="1"><tr><td>today</td><td>down</td></tr><tr><td>by</td><td>home</td></tr><tr><td>good</td><td>this</td></tr><tr><td>when</td><td>cried</td></tr><tr><td>skip</td><td>how</td></tr></table>	today	down	by	home	good	this	when	cried	skip	how
go	no																																										
get	into																																										
him	her																																										
bed	yes																																										
as	off																																										
not	got																																										
hot	cat																																										
dog	book																																										
but	shop																																										
with	have																																										
was	play																																										
day	walk																																										
car	too																																										
his	now																																										
has	shouted																																										
today	down																																										
by	home																																										
good	this																																										
when	cried																																										
skip	how																																										

Reading Keys: Throughout the week practise sight words from reading keys and test your child each Friday. Move them up to the next level when they are competent at recognising each word on that card.

Kindergarten Sight Words

Card 9

where	friend
read	children
happy	school
they	why
house	going

Kindergarten Sight Words

Card 10

asleep	away
asked	of
way	some
put	after
old	may

Kindergarten Sight Words

Card 11

came	want
word	find
kind	new
if	from
an	because

Kindergarten Sight Words

Card 12

know	long
first	should
could	would
work	only
every	much

Kindergarten Sight Words

Card 13

thank	before
keep	very
right	your
also	about
thing	more

Kindergarten Sight Words

Card 14

done	give
back	one
funny	over
think	many
just	yours

Kindergarten Sight Words

Card 15

been	learn
which	high
people	night
year	these
again	other

Kindergarten Sight Words

Card 16

mother	brother
sister	father
cousin	great
than	were
ate	being

Kindergarten Reading Keys Grid Term 4

Remember to choose a different activity each time!


Write your words in shaving cream.	Sort your words out by the number of letters.	Write your words and make them into flash cards.	Hide your flashcards around your house. Go on a word hunt!
Put your flashcards on the ground, jump on them as you say them.	Write your words in rainbow writing.	Make your words with letter tiles/magnetic letters.	Find your words in a book. Count how many times you find your words.
Make your words with playdough.	Write your words using silly letters.	Write your words on the footpath/driveway using chalk.	Using a paintbrush and water, write your words outside on the fence or on the ground.
Type your words onto a computer. Print out twice and make flash cards.	Play a game of memory with your pairs of flash cards.	Write your words in sentences.	Get your mum, dad or older sibling to give you a quiz on your words.
Write your sight words or sounds in a spiral around the page.	Find your words in a newspaper or magazine. Cut them out and glue them into your scrapbook.	Draw a picture. Write your words in your picture somewhere to hide them.	Make your words with playdough.

Home Learning Plan – Kindergarten- Term 4 Week 2

	Monday	Tuesday	Wednesday	Thursday	Friday
Task	<p>Have you made your bed?</p> <p>What day is it today?</p> <p>What is the weather like outside?</p>	<p>Could you organise your toys today?</p> <p>What day is it today?</p> <p>What is the weather like outside?</p>	<p>Can you help make lunch today?</p> <p>What day is it today?</p> <p>What is the weather like outside?</p>	<p>How can you help a family member today?</p> <p>What day is it today?</p> <p>What is the weather like outside?</p>	<p>Can you tidy your room?</p> <p>What day is it today?</p> <p>What is the weather like outside?</p>
Morning	<p><u>English</u></p> <p><i>Sound of the Week</i></p> <p>Make the sound of the week with playdough.</p> <p>Handwriting</p> <p>Watch this clip</p> <p>https://www.youtube.com/embed/jJ9zokXKszM</p> <p>Practice writing the letter W and w in your scrapbook.</p> <p>Reading Keys</p> <p>Choose an activity from the grid to practise your reading key words.</p>	<p><u>English</u></p> <p><i>Sound of the Week</i></p> <p>Write a list of as many words as you can that start with w.</p> <p>Handwriting</p> <p>Ask mum or dad to print out the handwriting page. Write the date on the top line. Write 7 neat Uppercase W and 7 amazing lowercase w.</p> <p>Reading Keys</p> <p>Choose an activity from the grid to practise your reading key words.</p>	<p><u>English</u></p> <p><i>Sound of the Week</i></p> <p>Draw a watermelon and write 6 words beginning with w inside the watermelon.</p> <p>Watermelon drawing: https://www.youtube.com/embed/l-9UxsWEi2k</p> <p>Handwriting</p> <p>Ask mum or dad to print out the handwriting page. Write the date on the top line. Write the following words: wet, web, win, wag, wave, well, window, water, wagon</p>	<p><u>English</u></p> <p><i>Sound of the Week</i></p> <p>Make the sound of the week with Lego and a part of your body.</p> <p>Handwriting</p> <p>Ask mum or did to print out the handwriting page. Trace and copy the Ww letters and sentence. Draw a picture of the sentence in your scrapbook.</p> <p>Reading Keys</p> <p>Choose an activity from the grid to practise your reading key words.</p>	<p><u>English</u></p> <p><i>Sound of the Week</i></p> <p>Take a photo of something in your house that begins with w and send it to your teacher.</p> <p>Writing</p> <p>Write out the Mystery Sentence. Cut it up and glue it back in order. Draw a picture to match.</p> <p>Reading Keys</p> <p>Choose an activity from the grid to practise your reading key words.</p>

	Monday	Tuesday	Wednesday	Thursday	Friday
	<p>Writing</p> <p>Write out the mystery sentence of the week and then do a drawing to match.</p> <p>Login to Reading Eggs https://readingeggs.com.au/login1/</p>	<p>Word Family</p> <p>Watch -um Word Family - Phonics Practice: https://www.youtube.com/embed/xH6sDArB5Zc</p> <p>Login to Reading Eggs https://readingeggs.com.au/login1/</p>	<p>Reading Keys</p> <p>Choose an activity from the grid to practise your reading key words.</p> <p>Writing</p> <p>Write a list of all the things you can see outside your window.</p> <p>Login to Reading Eggs https://readingeggs.com.au/login1/</p>	<p>Word Family</p> <p>Write a sentence with the words <i>drum</i> and <i>plum</i>. Draw a picture to match it.</p> <p>Login to Reading Eggs https://readingeggs.com.au/login1/</p>	<p>Word Family</p> <p>Draw a picture of a drum. Then write as many -um words as you can inside the drum.</p> <p>Login to Reading Eggs https://readingeggs.com.au/login1/</p>
Break	Break	Break	Break	Break	Break
Middle	<p><u>Mathematics</u></p> <p>Whole Number</p> <p>Watch Friends of 10 song: https://www.youtube.com/watch?v=QS5w8LRnnp0</p> <p>Bonds of 10: You may need to have the number combinations to 10 to make it a little easier. Roll a dice and tell mum or dad what other number combines to make 10.</p>	<p><u>Mathematics</u></p> <p>Addition</p> <p>Watch <i>What numbers make 10?</i> https://www.youtube.com/watch?v=YBkpC29_Gal</p> <p>Fill the Nest: Children roll a dice, add the number of counters on until they reach the target of 20. Play this 3 times.</p>	<p><u>Mathematics</u></p> <p>Subtraction</p> <p>Count back from 20 with <i>Count back Cat</i>. https://www.youtube.com/watch?v=BHQ2MbcSRB8</p> <p>Empty the Nest: Play the game by placing all 20 counters in a pile, roll the dice and take the number of counters off until there are no counters are left.</p>	<p><u>Mathematics</u></p> <p>Time O’Clock*</p> <p>Watch <i>Jack Hartmann - Let’s Learn about the clock</i>: https://www.youtube.com/embed/tEmg914-9xY</p> <p>Complete the <i>Melissa Mouse Telling Time 2</i> and 4 worksheets.</p>	<p><u>Mathematics</u></p> <p>Time Half Past**</p> <p>Watch <i>Telling Time to the Half Hour and Hour Song</i>: https://www.youtube.com/embed/MaVgBjVh4b8</p> <p>Complete the <i>Telling the Time</i> worksheet, labelling each clock with half-past, o’clock or digital time labels.</p>

	Monday	Tuesday	Wednesday	Thursday	Friday
	<p>Do this 10 times. Write the number bond combinations in your workbook.</p> <p>Bonds of 10 – Memory Match: Place 0 - 10 number cards face down on the table. Turn a card over. Chn find a match by finding the number that adds to 10.</p> <p>Watch <i>Ten Magic Butterflies</i>: https://www.youtube.com/watch?v=kBi_RoXKV00</p> <p>Login to Reading Eggs and go into Mathseeds https://readingeggs.com.au/login1/</p>	<p>Bonds of 10 – Memory Match: Place the number cards face down on the table. Turn a card over. Chn find a match by finding the number that adds to 10 (You may need to have the number combinations to 10 written out to make it a little easier).</p> <p>Play <i>Sum of all the dice</i>. Choose two dice. Click on the correct answer. https://www.abcya.com/games/sum_of_all_dice</p> <p>Login to Reading Eggs and go into Mathseeds https://readingeggs.com.au/login1/</p>	<p>Play this 3 times.</p> <p>Bonds of 10 – Memory Match: Place the number cards face down on the table. Turn a card over. Chn find a match by finding the number that adds to 10.</p> <p>Play <i>Molly's Addition and Subtraction</i> game: https://www.abcya.com/games/kindergarten_word_problems_add_subtract</p> <p>Login to Reading Eggs and go into Mathseeds https://readingeggs.com.au/login1/</p>	<p>*Remember, for O'CLOCK times:</p> <ul style="list-style-type: none"> - On an analog clock, the minute (long) hand always point to the 12 - On a digital clock, the numbers after the colon will always read '00' for o'clock. <p>Login to Reading Eggs and go into Mathseeds https://readingeggs.com.au/login1/</p>	<p>**Remember, for HALF PAST times:</p> <ul style="list-style-type: none"> - On an analog clock, the minute (long) hand always points to the 6. The short (hour) hand will be between two numbers/hours on the clock. - On a digital clock, the numbers after the colon will always read '30' for half past. <p>Login to Reading Eggs and go into Mathseeds https://readingeggs.com.au/login1/</p>
Break	Break	Break	Break	Break	Break
Afternoon	<p>Reading</p> <p>Find a book at home. Read it to Mum or Dad. Discuss what happens in the beginning, the middle and the end of the story.</p>	<p>Reading</p> <p>Read a book outside. Read your book to your pet or favourite toy. Draw a picture of your favourite part.</p>	<p>Reading</p> <p>Read a book to your Mum and Dad. Discuss what happens in the beginning, the middle and the end.</p>	<p>Reading</p> <p>Find your favourite place and read a book. Draw a picture of what happens in the beginning, middle and end of the story.</p>	<p>Reading</p> <p>Find a book at home. Ask mum or dad to read it to you. Discuss what happens in the beginning, the middle and the end of the story.</p>

Monday	Tuesday	Wednesday	Thursday	Friday
<p><u>Music</u></p> <p>Sing three of your favourite nursery rhymes to somebody in your household.</p> <p>Clap the rhythm to these nursery rhymes. Now tap the rhythm on your knees.</p> <p>If your parents have time, let them teach you a little song they know, sing it together.</p>	<p><u>Science and Technology</u></p> <p>Weather</p> <p>Watch <i>Sesame Street – Weather</i> https://www.youtube.com/embed/d18lzD2GCks</p> <p>Think about and discuss/answer these questions: <i>What is the weather like today? How do you know? What can you see? What can you hear?</i></p> <p>Work Sheet Activity: Draw yourself doing an activity on a hot day, rainy day, windy day, cold day.</p> <p>Think about where you are, what you are wearing and what you are doing.</p>	<p><u>Library Time!</u></p> <p>Complete the library activity for this week.</p>	<p><u>PDHPE - Road Safety</u></p> <p>Go to <i>Safety Town – Kindergarten</i> https://www.safetytown.com.au/town/student/es1/#list</p> <p>Select <i>Who is out walking?</i> Activity. Read or listen to the book.</p> <p>How do the people in the story keep safe while out walking?</p> <p>Think about: <i>Where do you go walking? Who do you go walking with? Do you ever hold a grown-up's hand while out walking? Why or why not?</i></p> <p>Draw a picture and/or write about a place you go walking, who you go walking with and what you do to keep safe.</p>	<p><u>Creative Arts</u></p> <p>Fork print Panda Bear</p> <p>Materials: A4 or A3 Coloured paper/ card, white paint, fork, black paper/card, craft glue, buttons or goggle eyes, black texta, scissors.</p>  <p>Place a blob of white paint into the middle of the coloured paper.</p> <p>Using the fork, pull the paint from the middle outwards towards the edge of the paper. Allow time to dry.</p> <p>Cut 2 large circles for eyes, 1 nose shape, 2 ears from the black paper/card.</p> <p>Glue all into place.</p> <p>Cut 2 smaller white circle and glue them onto the black eye shapes.</p> <p>Glue on the buttons or goggle eyes.</p> <p>Using a black texta, draw on a smiley mouth.</p>

	Monday	Tuesday	Wednesday	Thursday	Friday
30 Minutes Everyday	<p><u>Physical Activity</u> - Get moving for 30 minutes</p> <p><u>Dance</u></p> <ul style="list-style-type: none">• If you have internet access, warm up with Dancing Robot Song -Learning Station, Brain Breaks, action and Dance Song. I hope you are ready for a new song and dance.• Now find Action Songs For Kids! Songs For Kids by Debbie Doo-Awesome Dance Songs for Kids- Balance On One Foot• Look and listen to the song.• Join in and dance and move with the children.• Show your household how you can do some of the moves.				

Mystery Sentence - Term 4 - Week 2

Instruction: Read it. Trace it. Write it.

Where should I put some plums for
mum?

Where should I put

some plums for mum?

Formation of letters

A a

B b

C c

D d

E e

F f

G g

H h

I i

J j

K k

L l

M m

N n

O o

P p

Q q

R r

S s

T t

U u


V v

W w

X x

Y y

Z z



Numbers 1 – 30

1	2	3	4	5	6
7	8	9	10	11	12
13	14	15	16	17	18
19	20	21	22	23	24
25	26	27	28	29	30

Thursday Reading

Title of the book:

Author:

<i>Beginning</i>	
<i>Middle</i>	
<i>End</i>	

Mystery Sentence - Term 4 - Week 2

Cut out the words at the bottom of the page. Unjumble the sight words and glue them in the boxes to make this week's mystery sentence. Write the mystery sentence.

Where should I put some plums for mum?

some	I	plums	should
for	Where	put	mum?

W W W W W W

w w w w w

W w W w W w

The willie wagtail was wet and weary from the
rain.

Telling Time 2



Melissa Mouse is learning how to read a clock. Help her finish writing the times for each clock by looking at each clock and writing the time you see.



___:00



___:00



___:00



___:00



___:00



___:00



Circle the clock that shows **2:00**. Copy the hands onto Melissa's new dinosaur clock.

Telling Time 4



Melissa Mouse is learning how to read a clock.
Help her finish drawing the hands on each clock to match the
time below.



10:00



3:00



6:00



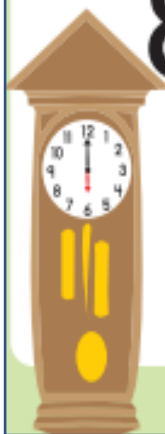
8:00



1:00



11:00



This is Melissa's house. She lives in a grandfather clock.
Circle the clock above that matches the time on the grandfather
clock.



Telling the Time

Write down the time each clock is showing on the line underneath.





























6 Draw yourself doing an activity on these days.

Where are you? What are you wearing? What are you doing?



Hot day

I am _____



Rainy day

I am _____



Windy day

I am _____



Cold day

I am _____

OUTSIDE ACTIVITY GRID

<p>Make a boat that can float on water and can move when you blow on it with a straw.</p>	<p>Find a puddle. Use it to test objects to see if they sink or float.</p>	<p>Look for shadows in your backyard or driveway. Trace around them in chalk.</p>	<p>Go on a bug hunt in your backyard. How many different creepy-crawlies can you find? Remember, look don't touch!</p>
<p>Collect a range of sticks. Arrange them in order from shortest to longest.</p>	<p>Read a story outside.</p>	<p>Go on a bug hunt in your backyard. Can you find 10 different bugs?</p>	<p>Choose a letter of the alphabet. Find 5 things outdoors that begin with that letter.</p>
<p>Create a life-size person on your lawn using objects found in your backyard.</p>	<p>Take car walk. Find out if there are more red or blue cars in your neighbourhood.</p>	<p>Have a picnic with your teddy bears or your brothers and sisters.</p>	<p>"Paint" things with water and a paintbrush. Which objects absorb the water better?</p>
<p>Find some rocks and try and stack them. How many can you stack before the tower falls?</p>	<p>Create your name using things you find in your backyard.</p>	<p>Lay on your back and do some cloud watching. What pictures do you see in the clouds?</p>	<p>Draw a picture on your driveway with chalk.</p>
<p>Make a kite - can it fly?</p>	<p>Go on a shape hunt. Can you find a circle, square, triangle and rectangle in nature?</p>	<p>Find objects outside that are smaller, larger and the same size as your hand.</p>	<p>Lay in a comfortable place outside. Close your eyes and listen to the sounds around you. What can you hear?</p>
<p>Make a fairy garden in your garden.</p>	<p>Take an animal walk. Count the number of animals you see along the way.</p>	<p>Build an obstacle course in the backyard.</p>	<p>Take a living things walk. Can you find 5 living things? Can you find 5 non-living things?</p>