



Home Learning Plan – Indonesian

Term 4 Week 2 - Year 5 & 6

This week we are learning some news words to describe 'expressions' and revising our colours and position words (prepositions).

You can use the attached worksheets, collect a copy from the school office or even hand draw a copy onto paper or in a work book. All written work can be returned to school in paper form or copied/photographed and emailed to me. If you need any help with the Indonesian work, please contact me at rosemary.j.smith@det.nsw.edu.au

Some students have requested editable 'Word' versions of the documents. I am happy to email these to you. Again, just let me know via email and I will send them out to you. But it is Ok to use hand drawings.

Year 5 & Year 6	
WEEK 2	<p>Selamat Pagi, Tahun 5 dan Tahun 6. Apa kabar kelas?</p> <p>Thank you to everyone who completed the 'Mempunyai' worksheet from last week. I will be marking them over the weekend. Look in your email box on Monday.</p> <p>Ekspresi dan Warna dan Kata Depan (prepositions)</p> <p>This week there are 4 short activities.</p> <p>On the first worksheet:</p> <ol style="list-style-type: none">1. Colour the 3 balls the correct colours.2. Draw an extra blue and an extra pink ball.3. Finish the 2 Indonesian and English sentences to describe your extra balls. <p>On the second worksheet:</p> <ol style="list-style-type: none">1. Draw lines to connect the pictures to the correct expression. Use the 'Word List' to help you.

Nama saya _____

Kelas _____

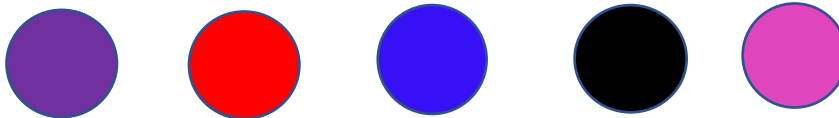
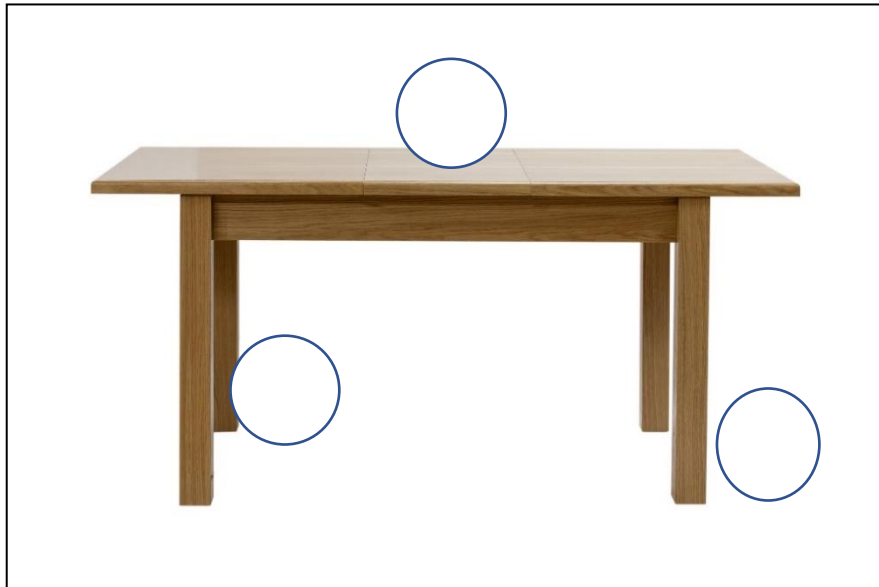
Di mana bola? - Where is the ball?

1. Read the three sentences below and colour the balls the correct colours.

Bola merah di atas meja. (The red ball is on the table)

Bola hitam di bawah meja. (The black ball is below the table)

Bola ungu di samping meja. (The purple ball is beside the table)



2. Draw an extra blue ball and an extra pink ball, then finish the sentences below to describe where your blue and pink balls are located on the picture.
3. You will need to write the Indonesian and the English

Di mana bola biru? Di mana bola merah muda?

Where is the blue ball? Where is the pink ball?

Bola biru _____ .

The blue ball is _____ .

Bola merah muda _____ .

The pink ball is _____ .

Extra Words: **meja-table**, di belakang-behind, di depan-in front, di dekat-near to, di atas-on/above, di samping-beside, di bawah-below, jauh dari-far from, tidak jauh dari-not far from.

Nama saya : _____

Kelas : _____

Ekspresi

Instructions

Draw a line to join each picture to the correct expression.

Tolong! ●



Lucu, ya! ●




Aduh! ●



Awas! ●



Lihat! ●



Wah! ●



Enak! ●



Terima kasih banyak! ●



Word List: Enak - Yum (or delicious), Tolong - Help, Lihat - Look, Aduh - Ouch, Lucu - it's funny, Awas - Watch out, Wah - Wow, Terima Kasih Banyak - Thankyou very much.