

Term 4 – Week 1

Home Learning Plan – Year 4

Dear Parents/Carers,

On the following pages you will find a table outlining daily activities for your child to complete. Please complete all written work in homework books. Suitable book standards should still be maintained for example: only using lead pencil unless otherwise stated, underlining headings in red pen or pencil, dating work and no textas in books please. This work will be marked upon returning to school.

Some relevant websites to access over this period include:

www.mathletics.com

Reading Eggs

<https://classroommagazines.scholastic.com/support/learnathome.html>

Typing Sites:

<https://www.typingclub.com/>

<http://www.keybr.com/>


www.typing.com

<http://www.bbc.co.uk/guides/z3c6tfr>

Physical Exercise

Children should do 30 minutes of physical activity daily. Ideas for getting moving might be kick a ball, bounce on the trampoline, make up a dance and perform it for a parent or pet, shoot some hoops.

NOTE: Please remember to limit screen time sessions to 30 minutes at a time. After 30 minutes please take a screen break and do another activity or some physical exercise.



Home Learning Plan – Year 4 – Term 4 – Week 1

The English activities below are based on students working with an appropriate novel or a picture book of at least 10 pages. Please visit the following website for texts if you do not have any suitable books at home. <https://classroommagazines.scholastic.com/support/learnathome.html>

Please note: If any child is finding it difficult to define a simple, compound or complex sentence, Grammar Resource 4 is available to assist.

Monday		Tuesday	Wednesday	Thursday	Friday
Morning	NSW Public Holiday	<p>English <u>Reading</u> Please read for 20 minutes and then write a brief summary of what you have read.</p> <p>Writing Write a recount of your holidays. Please remember to start with an Introduction. Then sequence the events that you would like to write about. Please remember to write about one event per paragraph. Start each paragraph with a topic sentence. Then finish with a conclusion.</p>	<p>English <u>Reading</u> Please read for 20 minutes and then write a brief summary of what you have read.</p> <p>Writing Write a 'How to' procedure text. Choose something that you enjoy making or doing and write a set of instructions on how to do it or make it. For example: 'How to make chocolate chip cookies', 'How to make a paper plane' or 'How to kick a football'. Remember to include a list of required equipment and or ingredients. This will continue tomorrow.</p>	<p>English <u>Reading</u> Please read for 20 minutes and then write a brief summary of what you have read.</p> <p>Writing Finish your 'How to' text. Then draw a set of illustrations to accompany the steps in the instructions. If you would like to, you could photograph the steps and include them with the steps, instead of illustrations. Please make sure you edit your work.</p>	<p>English <u>Reading</u> Log on to <u>Reading Eggspress</u> <u>Complete 20 minutes</u> of <u>'MY LESSONS'</u></p> <p>Writing If possible, present your 'How to' text to your family and ask them to make and do the activity. Together complete the Reflection sheet. (Writing Resource 1)</p> <p>Grammar Write a short story, recount, persuasive piece or informative piece (about one half to 1 page in length). Look through your</p>

Monday		Tuesday	Wednesday	Thursday	Friday
		Grammar Describe what a simple sentence is. Give 3 examples of a simple sentence. Complete the worksheet on simple sentences. (Grammar Worksheet 1)	Grammar Describe what a compound sentence is. Give 3 examples of a compound sentence. Complete the worksheet on Compound sentences. (Grammar Resource 2)	Grammar Describe what a complex sentence is. Give 3 examples of complex sentences. (Grammar Resource 3)	writing. Underline simple sentences in red, underline compound sentences in blue and complex sentences in green.
Break	Break	Break	Break	Break	Break
Middle		Mathematics Warm Up Write out your 7 times tables or recite them to someone. Write a definition of position. Write 3 sentences to demonstrate your understanding of position. Complete Math resource pages 1-3 Draw a picture of your bedroom from a bird's eye view. Then write position sentences stating where objects are. For example My bedside table is on the	Mathematics Warm Up Write out your 7 times tables or recite them to someone. Complete Math resource 4 then ask someone else in the house to play Battleship with you (Math resource 5)	Mathematics Warm Up Write out your 7 times tables or recite them to someone. Using position words (For example: above, over, left, right) create a word search using Math Resource page 6. Include the location of your words using coordinates For example if your word is cat you would identify where the first letter of the word is located A6. Complete Math resources 7-9	Mathematics Warm Up Write out your 7 times tables or recite them to someone. Complete assigned Mathletics activities. -Map Coordinates -Using a Key -What Direction was That? -More Directions -Scale

Monday		Tuesday	Wednesday	Thursday	Friday
		left side of my bed.			
Break	Break	Break	Break	Break	Break
Afternoon		<p>Indonesian</p> <p>Complete the assigned Indonesian activity. This is found on the school website</p> <p>PE</p> <p>Do 30 minutes of physical activity if you have not already completed this today.</p>	<p>Geography</p> <p>Australia's Neighbours.</p> <p>Without looking at a world map, draw Australia. Then draw around Australia our neighbouring countries, placing them where you think they are.</p> <p>After you have finished, look at a world map and see how many you knew and if you had their location correct. Make a list of neighbouring countries.</p> <p>PE</p> <p>Do 30 minutes of physical activity if you have not already completed this today.</p>	<p>Music</p> <p>Complete the assigned Music activity. Please see Music Resource 1 for details.</p> <p>PE</p> <p>Do 30 minutes of physical activity if you have not already completed this today.</p>	<p>Library</p> <p>Complete the assigned library activity. This is found on the school website.</p> <p>PE</p> <p>Do 30 minutes of physical activity if you have not already completed this today</p>

Grammar Resource 1

Simple Sentences

Underline the subject and the verb/s in these simple sentences.

- The hamster ran around the hamster wheel.
- Scientists have discovered a new planet.
- The boy ate a hamburger.
- We have singing rehearsals before school.
- Birds wash themselves in our birdbath.
- Tom can read chapter books.
- I went to the beach.

Use the correct word from the word bank to complete the sentences.

bananas	football	plane	pool
bike	trains	apples	dog

I like to eat _____.

My brother likes to play with his toy _____.

Evie went swimming in the school _____.

The jet _____ has two wings.

My _____ team won the final match on the weekend.

There were ten red _____ ready to be picked.

I went for a long ride on my _____.

I hope to get a _____ one day.

Grammar Resource 2

Compound Sentences

Choose which coordinating conjunction works best to join the simple sentences together to make a compound sentence.

so	and
but	yet

I would like to go to the football game, _____ I don't have a ticket.

The children went for a walk, _____ they saw many different types of birds.

I like orange juice, _____ Susie likes apple juice.

It was late at night, _____ the weather was hot.

Jack doesn't like to eat vegetables, _____ he likes to eat meat.

Rewrite the sentences below to create a compound sentence.

Robin painted with blue paint. Barry painted with yellow paint.

Zack ran fast. Tom ran faster.

Grammar Resource 3

Complex Sentences

Choose which subordinating conjunction works best to join the clauses together to make a complex sentence.

unless	that	despite
which	when	while

Beetles keep their wings folded _____ they are flying.
My grandma made a chocolate cake, _____ everyone enjoyed.
I will make the beds _____ you cook breakfast.
He returned his book to the library _____ he was finished with it.
Here is the basketball _____ you lost yesterday.
My soccer team still played yesterday _____ it raining heavily.

Highlight the independent clause that can stand alone as a sentence.

When the town flooded many properties were damaged.
Once the sun goes down it is time to come home.
The children saw many exhibits when they went on their excursion.
We enjoyed playing on the beach even though it was cold.
I did not see Scott today because he was playing football.

Grammar Resource 4

Sentences

Simple Sentences

A simple sentence is also called an independent clause. It contains a **subject** and a **verb** and expresses a complete thought.

Scott plays tennis in the morning.

Compound Sentences

A compound sentence contains two independent clauses joined by a **coordinating conjunction** (and, but, for, nor, or, so, yet).

Scott was playing tennis, so Mary went to the beach.

Complex Sentences

A complex sentence combines an independent clause with one or more dependent clauses. A complex sentence always has a **subordinating conjunction** (after, although, because, since, when) or a relative pronoun (that, which, who).

Scott wore his hat because he was playing in the sun.

Writing Resource 1

Reflection Sheet

My 'How to' topic was: _____

Who made or did your 'How to' _____

My reflection on my 'How to'. (Include what went well, what needed further explanation than what you provided and what you learnt from writing your 'How to').

Ask a person who completed your 'How to' activity to reflect on the activity. They can write 2 stars and a wish. (Remember this is 2 things they liked about your 'How to' and one thing that could be improved).







Position – describing position

When we use terms such as left and right, where we are in relation to the object changes.

1 Look carefully at each person's position and circle either left or right in each sentence:

a The grapes are on the left / right of Roger.

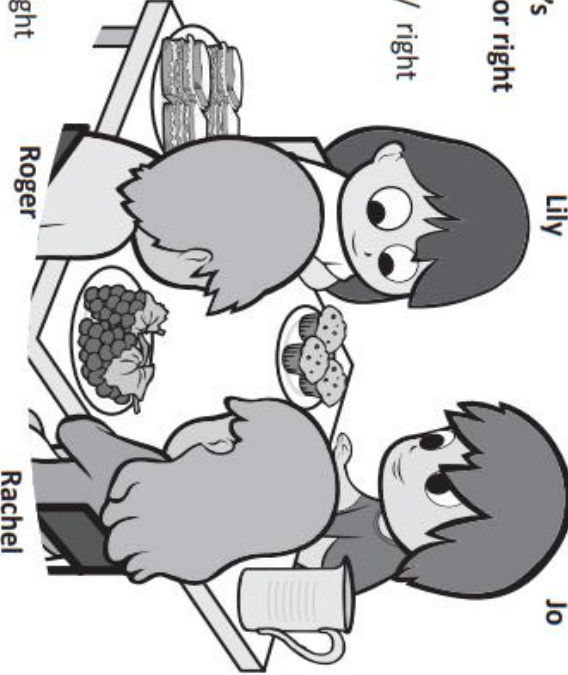
b The cupcakes are on the left / right of Jo.

c The sandwiches are on Lily's left / right.

d The jug is on Rachel's left / right.

e Jo is sitting on the left / right of Lily.

f Roger is sitting on the left / right of Rachel.



- 2 Solve this riddle:

What is so fragile that even saying it out loud can break it?

a	b	c	d	e	f	g

A	L	F	G	C
H	M	P	I	B
E	O	X	E	J
R	W	S	Y	N

a Bottom row, third column from left.

b Third row from bottom, second column from right.

c Top row, second column from left.

d Second row from bottom, first column.

e Bottom row, column on far right.

f Top row, column on far right.

g Second row from bottom, first column.

Position – describing position

3 Write the names of each student according to Miss Flenley's seating plan:

a Josh is in front of Rachel.

b Emily is in front row second from the right.

c Karl is behind Emily.

d Liam is in middle row on the far right.

e Bec is on Emily's left.

f Gina is behind Karl.

g Megan is between Josh and Karl.

h Lyn is on Gina's left.

i Jo is in front of Megan.

j Simon is next to Gina.

k Andrew is in front of Josh.

Rachel				

Front

4

Here is a map showing the best secret hiding spots in a backyard.

- A = Behind the washing line
- B = Behind the garage
- C = Up the tree
- D = Around the side of the house
- E = Next to the recycling bins

Where are these kids hiding? Write the letter.

- a Ellie is row 2, column 2. ☐
- b George is row 1, column 6. ☐
- c Akhil is row 5, column 1. ☐
- d Bri is row 4, column 4. ☐
- e Taylor is row 5, column 5. ☐

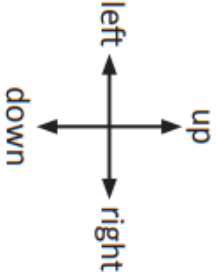
Hint: Row 1 is the bottom row.

Maths Resource 2


8

Position – following directions

On this page, you will practise following the directions **up**, **down**, **left** and **right**.



- 1** Three kids are playing a computer game where they have to move through as many stars as possible to get the most points. Colour each player's paths according to the directions below:



- a** Gemma's path is: Start in the bottom row; 6th square from the left; 1 up; 3 squares left; 6 squares up; and 2 squares left.
- b** Azumi's path is: Start in the 2nd row from the bottom on the right; 2 squares up; 3 squares left; 2 squares up; 3 squares right; and 2 squares up.
- c** Tyler's path is: Start in the bottom row; 1st square on the right; 2 squares left; 2 squares up; 3 squares left; 5 squares up; and 1 square right.
- d** A star is worth 10 points, what was each player's score?

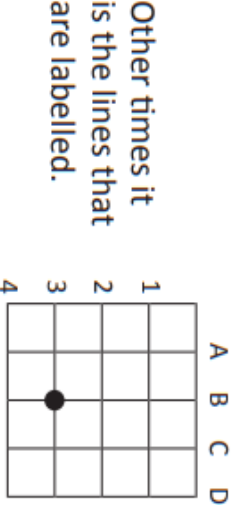
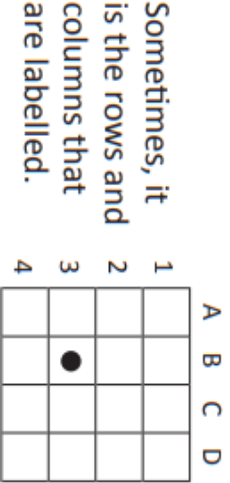
Gemma

Azumi

Tyler

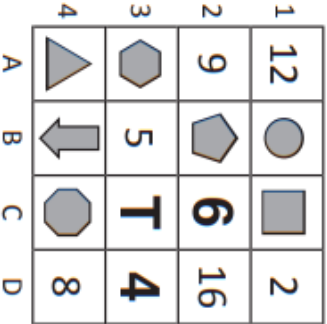
Position – grids and coordinates

Maps are often set up in a grid with letters and numbers down the sides. We use these letters and numbers to pinpoint a particular part of the map.



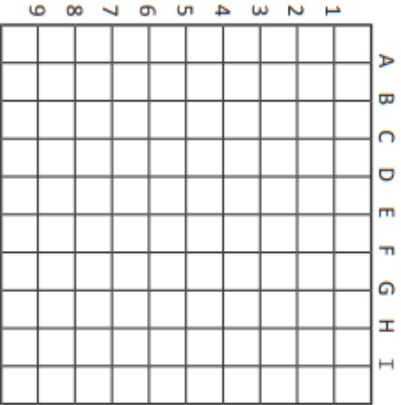
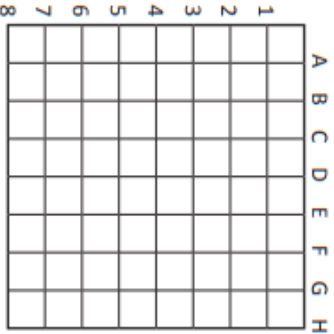
1 Answer the questions about what is in each part of the grid.

- a Name the shape at C4. _____
- b Multiply the number at A2 by 3. _____
- c Name the shape at B2. _____
- d Add the numbers at D1 and A1. _____
- e What is different about the shape at B1 compared with the other shapes in this grid?



2 Plot and join the following points. What picture have you made?

- a D1 to A3, A3 to C3, C3 to C7, C7 to E7, E7 to E3, E3 to G3, G3 to D1.
- b E1 to D4, D4 to A4, A4 to C6, C6 to B9, B9 to E7, E7 to H9, H9 to G6, G6 to I4, I4 to F4, F4 to E1.



Picture: _____

Picture: _____

Defensive Grid

A										
B										
C										
D										
E										
F										
G										
H										
I										
J										
	1	2	3	4	5	6	7	8	9	10

Put the following ships on your defensive grid by placing the appropriate letters -- horizontally, vertically or diagonally.

1 - Aircraft Carrier
A A A A A

1 - Battleship
B B B B

1 - Cruiser
C C C

2 - Destroyers
D D D D

Offensive Grid

A										
B										
C										
D										
E										
F										
G										
H										
I										
J										
	1	2	3	4	5	6	7	8	9	10

Instructions (2 Players Required):

Both players place their ships on the defensive grid according to the chart above. Whoever goes first calls out a position (i.e. G-6). The other player says either "Hit" or "Miss" depending upon whether one of his ships is in the position called out. The person calling out should mark a hit or a miss on the "offensive grid" to keep track of the shots. The other person should mark the shot on the "defensive grid". If the shot is a "Hit", the player goes again--otherwise the other player takes a turn. Once the opposing player has scored a hit on all of the spaces for a particular ship, you must call out "Hit...you sunk my Cruiser" (or whatever type of ship it was). Once a player has sunk all the opponents ships, he is declared the winner.

Maths Resource 6

	1	2	3	4	5	6	7	8	9	10	11	12	13	14	15	16	17	18
A																		
B																		
C																		
D																		
E																		
F																		
G																		
H																		
I																		
J																		
K																		
L																		
M																		
N																		
O																		
P																		
Q																		
R																		
S																		
T																		
U																		
V																		
	1	2	3	4	5	6	7	8	9	10	11	12	13	14	15	16	17	18

13

Here is a map from a street directory. When you learn to drive, you will sometimes use a street directory to find out how to get somewhere that you do not know the directions to.

1 Look carefully at this map and answer the questions below:



- Which street is at E4?

- What is parallel to Denison Lane at E8?

- Which street is at J9?

- What are the coordinates that best pinpoint the intersection of Birrell St and Newland St?

- Draw one way to get from the corner of Lawson St and Ebley St to the corner of Cuthbert and Fitzgerald St.

- Describe how to get to Clemenston Park from B8.

Position – compass directions

We can use a compass to help us with direction.

There are four main points on a compass:

N – north S – south E – east W – west

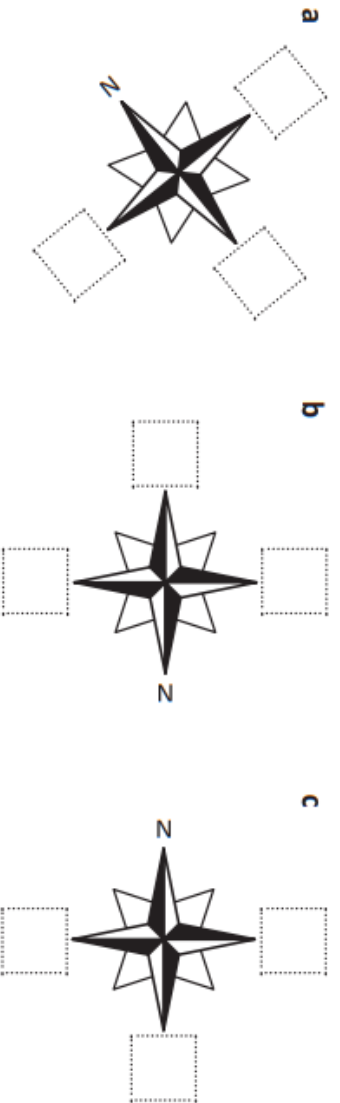
The points in between the four main points help us describe position more accurately.

NW – north west NE – north east

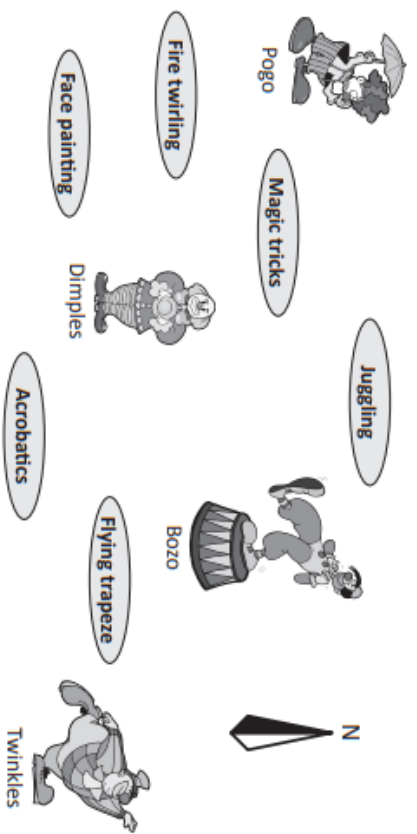
SE – south east SW – south west



1 On each compass, some directions are missing. Fill in the missing ones:



2 Here are four clowns that must find their way to class at circus school. Write the direction that each clown needs to go to get to their class in the spaces below. Take note of where north is.



a Pogo is going _____ to the acrobatics class.

b Dimples is going _____ to the juggling class.

c Bozo is heading _____ to the face painting class.

d Twinkles is heading _____ to the magic tricks class.

e Once Twinkles is at the magic tricks class, which direction will he go to get to the flying trapeze class? _____

Hint: Use the points between the four main points.



Hit the points

apply



Getting ready

This is a game for two players. You will need four copies of this page (two grids for each player) and 10 counters.



copy



What to do

Each player places all 10 counters in different positions on their grid without the other player seeing. Take turns to find each other's counters by calling out coordinates. The aim of the game is to find out where all the counters are before the other player does. Don't waste your guesses. Keep track of your guesses by marking them on the second grid.

A										
B										
C										
D										
E										
F										
G										
H										
I										
J										
	1	2	3	4	5	6	7	8	9	10

Music Resource 1

As our school has an upcoming Musica Viva performance in Term 4, "The Air I Breathe", we are fortunate enough to have online access to the Musica Viva resources on offer. If you and your child would like to access the Student Learning Journey for the upcoming show, please visit

www.musicavivainschools.com.au

and

login using the following classroom code for 'The Air I Breathe': **breathe**

Year 4 Activity for Music Week 1

Create movements or a whole dance to your favourite pop song.

Teach the choreography to a family member (if possible).

Perform for your family / household.



Year 4 Learning Plan
Tuesday

Reading

Choose a book and read for 20 minutes.

The title of the book: _____

Write a brief a summary of what you have read:

Illustrate a scene from your book.

Writing

Write a recount of your holidays. Please remember to start with an Introduction. Then sequence the events that you would like to write about. Please remember to write about one event per paragraph. Start each paragraph with a topic sentence. Then finish with a conclusion.

This image shows a blank sheet of white paper with horizontal ruling lines. The lines are evenly spaced and extend across the width of the page. There are no margins, text, or other markings on the paper.

Create an illustration of your holiday.

Grammar

Describe what a simple sentence is. Give 3 examples of a simple sentence.

Complete the worksheet on simple sentences (Grammar Worksheet 1)

Simple sentences definition:

Examples of simple sentences:

Mathematics


Warm Up

Write out your 7 times tables or recite them to someone.

Write a definition of position. Write 3 sentences to demonstrate your understanding of position.

Complete Math Resource pages 1-3

Draw a picture of your bedroom from a bird's eye view. Then write position sentences stating where objects are. For example My bedside table is on the left side of my bed.



Indonesian

Please refer to the school website for the Indonesian activities.

PE

Do 30 minutes of physical activity if you have not already completed this today.

Year 4 Learning Plan
Wednesday

Reading

Choose a book and read for 20 minutes.

The title of the book: _____

Write a brief a summary of what you have read:

Illustrate a scene from your book.

Writing


Write a 'How to' procedure text. Choose something that you enjoy making or doing and write a set of instructions on how to do it or make it. For example: 'How to make chocolate chip cookies', 'How to make a paper plane' or 'How to kick a football'. Remember to include a list of required equipment and or ingredients.

This will continue tomorrow.

How To



Equipment / Ingredients



Steps:

[illegible]

--	--	--	--

Grammar

Describe what a compound sentence is. Give 3 examples of a compound sentence.

Complete the worksheet on compound sentences (Grammar Worksheet 2)

Compound sentences definition:

Examples of Compound sentences:

Mathematics

Warm Up

Write out your 7 times tables or recite them to someone.

Complete Math Resource 4 then ask someone else in the house to play Battleship with you (Math resource 5)

Geography

Australia's Neighbours

Without looking at a world map, draw Australia. Then draw around Australia our neighbouring countries, placing them where you think they are. After you have finished, look at a world map and see how many you knew and if you had their location correct. Make a list of neighbouring countries.



PE

Do 30 minutes of physical activity if you have not already completed this today.

Year 4 Learning Plan
Thursday

Reading

Choose a book and read for 20 minutes.

The title of the book: _____

Write a brief a summary of what you have read:

Illustrate a scene from your book.

Writing

Finish your 'How to' text from yesterday. Please illustrate the key steps and edit your work.

Grammar

Describe what a complex sentence is. Give 3 examples of a complex sentence.

Complete the worksheet on complex sentences (Grammar Worksheet 3)

Complex sentences definition:

Examples of Complex sentences:

Mathematics

Warm Up

Write out your 7 times tables or recite them to someone.

Using position words (for example: over, on, above, right, left) create a word search using Math resource page 6. Include the location of your words using coordinates For example if your word is cat you would identify where the first letter of the word is located A6.

Complete Math Resources 7-9

Music

Complete the assigned Music activity. This is found on the school website.

PE

Do 30 minutes of physical activity if you have not already completed this today.

Year 4 Learning Plan Friday

Reading

Log on to

Reading Eggspress

Complete 20 minutes of 'MY LESSONS'

Writing

If possible, present your 'How to' text to your family and ask them to make and do the activity.
Together complete the Reflection sheet. (Writing Resource 1)

Grammar

Write a short story, recount, persuasive piece or informative piece (about one half to 1 page in length). Look through your writing. Underline simple sentences in red, underline compound sentences in blue and complex sentences in green.

[illegible]

Mathematics

Warm Up

Write out your 7 times tables or recite them to someone.

Complete assigned Mathematics activities.

- Map Coordinates
- Using a Key
- What Direction was That?
- More Directions
- Scale

Library

Complete the assigned library activity. This is found on the school website.

PE

Do 30 minutes of physical activity if you have not already completed this today